

FILED FOR RECORD: 1-16- 19 87 at 11:45 o'clock A M  
DULY RECORDED: 1-20- 19 88 at 9:00 o'clock A M  
INSTRUMENT NUMBER: \_\_\_\_\_ DONECE GREGORY, TYLER CO. CLK.

*Donece Gregory*

TYLER COUNTY COMMISSIONERS COURT  
SPECIAL MEETING

DECEMBER 12, 1986 -----9:00 A.M. VOL 012 PAGE 927

A Special Meeting of the Commissioner's Court was held on Friday, December 12, 1986 at 9:00 A.M. All members being present except Commissioner J.R. Jordan. The meeting was opened with prayer by County Judge Allen Sturrock.

A motion was made by Commissioner Barnes and seconded by Commissioner Graham to approve of paying bills from the Auditors Office. All voted yes and none no. See attached.

A motion was made by Commissioner Graham and seconded by Commissioner Barnes to accept January 1, 1987 as New Years holiday. All voted yes and none no.

A motion was made by Commissioner Graham and seconded by Commissioner Barnes to approve of the 1987 Tax Appraisal Budget; This being an eight months budget, with salaries the same as previous years. The eight months period will be from Jan. thru Aug. 1987. All voted yes and none no. See Attached.

A motion was made by Commissioner Barnes and seconded by Commissioner Conner to accept the Bid of Nichols Farm & Ranch Supply. This was considered the best, lowest Bid, on a new Case IH Tractor 485D. All voted yes and none no. See Attached.

A motion was made by Commissioner Graham and seconded by Commissioner Barnes to approve the Probation Offices monthly report. All voted yes and none no. See attached.

A motion was made by Commissioner Graham and seconded by Commissioner Barnes to approve the Monthly Report of J.P. #1. All voted yes and none no. See attached.

A motion was made by Commissioner Graham and seconded by Commissioner Conner to appoint Mr. Harold Hatton to be a member of the Tax Appraisal Board. This will be for 2 years. All voted yes and none no.

A motion was made by Commissioner Graham and seconded by Commissioner Conner to table, until Tuesday Dec. 16, 1986 at 1:30 P.M. the approval of contract with H.B. Neild on Justice Center. All voted yes and none no.

THERE BEING NO FURTHER BUSINESS, THE MEETING ADJOURNED.

SIGNED *Allen Sturrock* Allen Sturrock, County Judge


*J. Carrol Conner* J. Carrol Conner, Comm. Pct. #1

*A.M. Barnes* A.M. Barnes, Comm Pct. #2

*Willis Graham* Willis Graham, Comm. Pct. #3

*James R. Jordan* James R. Jordan, Comm. Pct. #4

ATTEST: *Grace Bostick* Grace Bostick, County Clerk



\*\*----- G.L. ACCT. # / DESCRIPTION -----\*\*      REF. #      TOTAL POSTED

## GENERAL FUND

## COMM. COURT APPROPRIATIONS

VOL 012 PAGE 928

1040109	PROBATION TELEPHONE		
	AT&T INFORMATION SYSTEMS	34477	57.46
	SOUTHWESTERN BELL TELE CO	34478	51.88
1040113	ADVERTISING		
	TYLER COUNTY BOOSTER	34479	22.77
	WOODSMAN PUBLISHING CO.	34480	14.88
1040116	COURTHOUSE COPIER		
	XEROX CORPORATION	34481	229.00
1040150	ELECTION EXPENSE		
	WOODSMAN PUBLISHING CO.	34482	13.39
1040167	ADDING MACH & MIMO PAPER		
	GREAT WESTERN SUPPLY DIV.	34483	180.76
	COUNTY CLERK:		
1040207	OFFICE SUPPLIES		
	CLARKE & COURTS, INC	34484	20.96
	CORPORATE OFFICE PRODUCTS	34485	82.45
	HIGHTOWER OFFICE SUPPLY	34486	121.41
	LUFKIN TYPEWRITER	34487	33.50
	NATL. INFORMATION DATA CEN	34488	15.00
	ROGERS OFFICE SUPPLY	34489	37.75
	TEXAS STATE DIRECTORY	34490	51.80
1040209	TELEPHONE		
	AT&T INFORMATION SYSTEMS	34491	62.97
	SOUTHWESTERN BELL TELE CO	34492	63.70
1040218	LEASE EQUIPMENT		
	XEROX CORPORATION	34493	27.00
	VETERANS SERVICE		
1040507	OFFICE SUPPLIES		
	ROGERS OFFICE SUPPLY	34494	7.02
1040509	TELEPHONE		
	SOUTHWESTERN BELL TELE CO	34495	40.22
	DISTRICT CLERK		
1040707	OFFICE SUPPLIES		
	ROGERS OFFICE SUPPLY	34496	33.57
	STAFFORD-LOWDON CO.	34497	28.60
1040709	TELEPHONE		
	AT&T INFORMATION SYSTEMS	34498	51.00

\*\*----- G.L. ACCT. # / DESCRIPTION -----\*\*      REF. #      TOTAL POSTED

## GENERAL FUND

## DISTRICT CLERK

VOL 012 PAGE 929

	SOUTHWESTERN BELL TELE CO	34499	182.14
1040718	LEASE EQUIPMENT XEROX CORPORATION 88TH JUDICIAL DISTRICT	34500	27.00
1040907	OFFICE SUPPLIES NATL. INFORMATION DATA CEN	34501	15.00
1040909	TELEPHONE AT&T INFORMATION SYSTEMS SOUTHWESTERN BELL TELE CO JUSTICE-OF-PEACE, PCT. I	34502 34503	43.02 33.94
1041107	OFFICE SUPPLIES HART-GRAPHICS LUFKIN TYPEWRITER NATL. INFORMATION DATA CEN OFFICE SUPPLY CENTER ROBERT JAMES CO., INC. ROGERS OFFICE SUPPLY	34504 34505 34506 34507 34508 34509	14.78 3.85 15.00 6.50 62.64 68.53
1041109	TELEPHONE AT&T INFORMATION SYSTEMS SOUTHWESTERN BELL TELE CO	34510 34511	18.81 131.12
1041161	PETIT JURORS DARREL WALDREP ANNIE DUBOSE ANNIE SHEFFIELD ROBERT HINSON JOHN E. HANKS JEAN JACKSON SUE SHAW LAWRENCE UPCHURCH EDDIE LEWIS REDD BRUCE MINYARD R.L. COMTE RALPH DAVIS JAMES D. CRUSE DORTHA SMITH JUSTICE-OF-PEACE PCT. III	34512 34513 34514 34515 34516 34517 34518 34519 34520 34521 34522 34523 34524 34525	6.00 6.00 6.00 6.00 6.00 6.00 6.00 6.00 6.00 6.00 6.00 6.00 6.00 6.00
1041309	TELEPHONE COLMESNEIL TELEPHONE CO. JUSTICE-OF-PEACE, PCT. IV	34526	20.94
1041409	TELEPHONE AT&T INFORMATION SYSTEMS	34527	6.75

\*\*----- G.L. ACCT. # / DESCRIPTION -----\*\* REF. # TOTAL POSTED

## GENERAL FUND

VOL 012 PAGE 930

~~JUSTICE-OF-PEACE, PGT. IV~~

	SOUTHWESTERN BELL TELE CO	34528	39.43
	COUNTY COURT		
1041543	AUTOPSIES		
	BRUCE, JAMES R., M.D.	34529	500.00
	BRUCE, JAMES R., M.D.	34530	500.00
1041544	COMMITMENTS		
	MHR	34531	75.00
	CRIMINAL DISTRICT ATTORNEY		
1041907	OFFICE SUPPLIES		
	MCCLUNG LAW BOOKS, INC.	34532	47.42
	NATL. INFORMATION DATA CEN	34533	15.00
	TEX. DIST. & CO. ATTYS.	34534	32.77
	VARDEMAN, B.J.	34535	30.88
	WEST PUBLISHING CO.	34536	75.00
1041909	TELEPHONE		
	AT&T INFORMATION SYSTEMS	34537	62.00
	SOUTHWESTERN BELL TELE CO	34538	432.51
	TAX OFFICE		
1042007	SUPPLIES		
	LUFKIN TYPEWRITER	34539	21.75
	NATL. INFORMATION DATA CEN	34540	15.00
	ROGERS OFFICE SUPPLY	34541	319.70
1042009	TELEPHONE		
	AT&T INFORMATION SYSTEMS	34542	76.98
	SOUTHWESTERN BELL TELE CO	34543	111.54
1042018	LEASE EQUIPMENT		
	WESTERN DATA SERVICES, INC	34544	4451.96
	COUNTY JUDGE		
1042107	OFFICE SUPPLIES		
	NATL. INFORMATION DATA CEN	34545	15.00
1042109	TELEPHONE		
	AT&T INFORMATION SYSTEMS	34546	19.12
	SOUTHWESTERN BELL TELE CO	34547	96.51
	COUNTY AUDITOR		
1042207	OFFICE SUPPLIES		
	MORGAN BUSINESS FORMS	34548	56.33
	NATL. INFORMATION DATA CEN	34549	15.00



\*\*----- G.L. ACCT. # / DESCRIPTION -----\*\* REF. # TOTAL POSTED

## GENERAL FUND

## COUNTY AUDITOR

VOL 012 PAGE 931

	ROGERS OFFICE SUPPLY	34550	101.20
1042209	TELEPHONE		
	AT&T INFORMATION SYSTEMS	34551	6.75
	SOUTHWESTERN BELL TELE CO	34552	49.23
	COUNTY TREASURER		
1042307	OFFICE SUPPLIES		
	NATL. INFORMATION DATA CEN	34553	15.00
	ROGERS OFFICE SUPPLY	34554	8.91
1042309	TELEPHONE		
	AT&T INFORMATION SYSTEMS	34555	3.65
	SOUTHWESTERN BELL TELE CO	34556	66.48
	SHERIFF DEPARTMENT		
1042607	OFFICE SUPPLIES		
	NATL. INFORMATION DATA CEN	34557	15.00
	ROGERS OFFICE SUPPLY	34558	26.83
1042609	TELEPHONE		
	AT&T INFORMATION SYSTEMS	34559	151.02
	SOUTHWESTERN BELL TELE CO	34560	504.26
1042630	REPAIRS TO VEHICLES		
	BLUE DEMON WRECKER SER.	34561	37.50
	JON-MARC AUTOMOTIVE	34562	149.11
	KNAPP FORD SALES, INC.	34563	126.27
	THE TORQUE SHOP	34564	422.32
	WAL-MART STORE #283	34565	52.82
1042631	TIRES, TUBES		
	MODICA BROS.	34566	50.50
1042632	GAS, OIL, GREASE		
	CHEVRON U.S.A. INC.	34567	4.55
	DIAMOND SHAMROCK	34568	20.72
	EXXON CO. CREDIT CARD CEN	34569	18.35
	EXXON CO. CREDIT CARD CEN	34570	14.18
	GARDNER OIL CO., J.E.	34571	948.30
	MOBIL OIL CREDIT CORP.	34572	12.10
	TEXACO, INC.	34573	39.86
1042633	RADIO MAINTENANCE		
	BIG THICKET COMMUNICAT.	34574	263.25
1042634	LEASE EQUIPMENT/TELETYPE		
	RACAL-MILGO	34575	182.00
1042637	CAMERAS, FILM		
	JARROTT'S PHARMACY	34576	17.12

\*\*----- G.L. ACCT. # / DESCRIPTION -----\*\*      REF. #      TOTAL POSTED

## GENERAL FUND

## SHERIFF DEPARTMENT

VOL 012 PAGE 932

1042641	UNIFORMS JEFFERSON CLEANERS	34577	267.00
1042642	EMPLOYEE PHYSICALS GILCHRIST, JOHN Q., M.D. TYLER COUNTY JAIL	34578	20.00
1042707	JAIL SUPPLIES WAL-MART STORE #283	34579	65.81
1042736	PRISONERS MEALS FAIRWAY FOODS	34580	514.36
1042798	MEDICAL & MISC. JAIL EXPENSE JARROTT'S PHARMACY TYLER COUNTY HOSPITAL DEPT. OF PUBLIC SAFETY	34581 34582	68.05 33.00
1043009	TELEPHONE, DPS & P&W SOUTHWESTERN BELL TELE CO FOSTER CHILD CARE	34583	47.70
1043571	ROOM & BOARD TRAVIS & KIM BODDIE BROWNGATE FARM COUNTY EXTENSION OFFICE	34584 34585	390.00 195.00
1043907	OFFICE SUPPLIES LUFKIN TYPEWRITER NATL. INFORMATION DATA CEN ROGERS OFFICE SUPPLY	34586 34587 34588	33.50 15.00 18.80
1043909	TELEPHONE AT&T INFORMATION SYSTEMS SOUTHWESTERN BELL TELE CO	34589 34590	10.95 161.67
1043924	OUT-OF-COUNTY TRAVEL, FARM ARMENTROUT, ROBERT D. TYLER COUNTY AIRPORT	34591	30.38
1044130	REPAIRS, MOWING SULLIVANS HARDWARE B. PISKE	34592 34593	7.63 183.07
1044138	UTILITIES SOUTHWESTERN BELL TELE CO	34594	17.62

\*\*----- G.L. ACCT. # / DESCRIPTION -----\*\*      REF. #      TOTAL POSTED

## GENERAL FUND

## TYLER COUNTY AIRPORT

VOL 012 PAGE 933

	SAM HOUSTON ELECTRIC CO	34595	52.53
	SAM HOUSTON ELECTRIC CO	34596	11.51
	SAM HOUSTON ELECTRIC CO	34597	155.37
	BUILDING MAINTENANCE		
1044207	JANITORS SUPPLIES		
	BANCROFT, INC.	34598	83.15
	DISCOUNT EXTERMINATING CO	34599	150.00
	SULLIVANS HARDWARE	34600	29.59
1044238	COURTHOUSE UTILITIES		
	CITY OF WOODVILLE	34601	549.93
	GULF STATES UTILITIES	34602	63.44
TOTAL CREDIT TO A/P	15,515.09-	REF. # 34603	

\*\*----- G.L. ACCT. # / DESCRIPTION -----\*\*      REF. #      TOTAL POSTED

## ROAD &amp; BRIDGE I

## OPERATING EXPENSES

VOL. 012 PAGE 934

2145128	MACHINERY MAINTENANCE		
	A-Z DISCOUNT AUTO PARTS	34604	25.44
	BRANCH MACHINE SHOP	34605	5.00
	DURHAM SAW COMPANY	34606	7.50
	KNAPP FORD SALES, INC.	34607	47.93
2145129	GAS, OIL, GREASE		
	DAVIS FOOD MARKET	34608	15.00
	GARDNER OIL CO., J.E.	34609	613.01
2145130	TIRES, TUBES		
	BILLS TIRE SERVICE	34610	45.00
2145135	UTILITIES		
	GULF STATES UTILITIES	34611	34.06
	SENACA WATER SUPPLY CORP.	34612	9.00
2145138	CONTRACT LABOR/LANDFILL		
	E.M.FORTENBERRY	34613	1905.00
2145140	MISCELLANEOUS SUPPLIES		
	DAVIS FOOD MARKET	34614	1.82
	S. MAGNOLIA DRIVE IN GRD.	34615	9.90
TOTAL CREDIT TO A/P		2,718.66-	REF. # 34616

\*\*----- G.L. ACCT. # / DESCRIPTION -----\*\* REF. # TOTAL POSTED

## ROAD &amp; BRIDGE II

## OPERATING EXPENSES

VOL 012 PAGE 935

2245128	MACHINERY MAINTENANCE		
	GULF WELDING	34617	8.00
	HICKMAN'S SALES & SERVICE	34618	196.29
	HARRELL MACHINERY, INC.	34619	171.52
	MUSTANG TRACTOR	34620	36.25
2245129	GAS, OIL, GREASE		
	GARDNER OIL CO., J.E.	34621	402.21
2245130	TIRES, TUBES		
	COLLINS TIRE	34622	42.95
2245132	ROAD MATERIAL		
	TRIPLE S. CRUSHED STONE	34623	534.23
2245135	UTILITIES		
	BARNES, ARTHUR M.	34624	25.00
	CHESTER WATER SUPPLY COR.	34625	9.00
2245140	MISCELLANEOUS SUPPLIES		
	SULLIVANS HARDWARE	34626	45.85

TOTAL CREDIT TO A/P 1,471.30- REF. # 34627

\*\*----- G.L. ACCT. # / DESCRIPTION -----\*\*      REF. #      TOTAL POSTED

## ROAD &amp; BRIDGE III

## OPERATING EXPENSES

VOL 012 PAGE 936

2345128	MACHINERY MAINTENANCE		
	ALLISON CHEVROLET CO.	34628	43.23
	A-Z DISCOUNT AUTO PARTS	34629	89.27
	ETOX, INC.	34630	7.80
	JIMMYS AUTO PARTS	34631	354.52
	MUSTANG TRACTOR	34632	28.61
	GLEN E. MILES	34633	90.00
	TIMBERMANS SUPPLY	34634	280.17
	TURNERS RADIATOR	34635	175.00
	THE TORQUE SHOP	34636	1120.00
	WILSON, CULVERTS INC.	34637	396.00
	WAL-MART STORE #283	34638	120.72
2345129	GAS, OIL, GREASE		
	GARDNER OIL CO., J.E.	34639	528.88
2345130	TIRES, TUBES		
	GREENWOOD EXXON	34640	31.32
2345135	UTILITIES		
	COLMESNEIL TELEPHONE CO.	34641	49.24
	GULF STATES UTILITIES	34642	65.43
2345140	MISCELLANEOUS SUPPLIES		
	MARTINS TRU-VALUE HDWE.	34643	41.29

TOTAL CREDIT TO A/P      3,421.48-      REF. # 34644

\*\*----- G.L. ACCT. # / DESCRIPTION -----\*\* REF. # TOTAL POSTED

## ROAD &amp; BRIDGE IV

## OPERATING EXPENSES

VOL 012 PAGE 937

2445128	MACHINERY MAINTENANCE		
	DURHAM AUTO ELECTRIC	34645	52.00
	GEORGE P. BANE, INC.	34646	363.05
	GULF WELDING	34647	23.40
	MUSTANG TRACTOR	34648	57.11
	MUSTANG TRACTOR	34649	62.96
2445129	GAS, OIL, GREASE		
	GARDNER OIL CO., J.E.	34650	588.43
2445130	TIRES, TUBES		
	JASPER TIRE & DIST.CO.	34651	396.82
2445135	UTILITIES		
	GULF STATES UTILITIES	34652	39.66
	SOUTHWESTERN BELL TELE CO	34653	31.97
	TYLER COUNTY WATER SUPPLY	34654	11.50
2445140	MISCELLANEOUS SUPPLIES		
	CHEMAX CORP.	34655	164.00

TOTAL CREDIT TO A/P 1,790.90- REF. # 34656

\*\*----- G.L. ACCT. # / DESCRIPTION -----\*\* REF. # TOTAL POSTED

LIBRARY FUND

MISCELLANEOUS:

3649250	LIBRARY BOOKS & SUPPLIES		
	SOUTHWESTERN BELL TELE CO	34657	22.19

VOL 012 PAGE 938

TOTAL CREDIT TO A/P	22.19-	REF. # 34658	
---------------------	--------	--------------	--



\*\*----- G.L. ACCT. # / DESCRIPTION -----\*\* REF. # TOTAL POSTED

JAIL CAPITAL PROJECT FUND

CAPITAL OUTLAY

4445840 CONTINGENCIES ON CONSTRUCTION  
CITY OF WOODVILLE 34659 12.00

TOTAL CREDIT TO A/P 12.00- REF. # 34660

VOL 012 PAGE 939

\*\*----- G.L. ACCT. # / DESCRIPTION -----\*\*      REF. #      TOTAL POSTED

## CAPITOL IMPROVEMENT FUND

~~BUILDING MAINTENANCE~~

4644230	REPAIRS TO BUILDING		
	BOYKIN LUMBER & SUPPLY	34661	4.00
	BARNES PLUMBING	34662	38.50
	BARNES PLUMBING	34663	47.65
	J.E.TAYLOR	34664	35.00
4644231	AIR CONDITIONERS		
	DONS HEATING & AIR COND.	34665	175.00
	RUSTY'S HEATING & A/COND.	34666	179.00
4644232	BOILER REPAIRS		
	W.W. GRAINGER, INC.	34667	698.08
	W.W.GRAINGER, INC.	34668	77.58
	MORVANT AIR & MECHANICAL	34669	170.00
4644233	ELEVATOR REPAIRS		
	ALLIED ELEVATORS INC.	34670	198.00
4644235	KIRBY MEMORIAL MUSEUM MAINT		
	GULF STATES UTILITIES	34671	7.00
	SULLIVANS HARDWARE	34672	12.10

VOL 012 PAGE 940

TOTAL CREDIT TO A/P      1,641.91-      REF. # 34673

\*\*----- G.L. ACCT. # / DESCRIPTION -----\*\*      REF. #      TOTAL POSTED

## SENIOR CITIZENS FUND

## OPERATING EXPENSES

VOL 012 PAGE 941

4945130	REPAIRS TO MINI-BUS WAL-MART STORE #283	34674	11.26
4945132	GAS, OIL, GREASE JACKSONS PETROLEUM PRODS.	34675	138.24

TOTAL CREDIT TO A/P                      149.50-                      REF. # 34676

\*\*----- G.L. ACCT, # / DESCRIPTION -----\*\* REF. # TOTAL POSTED

CRIMINAL DIST. ATTY FEE FU

MISCELLANEOUS:

VOL 012 PAGE 942

5049205 MISCELLANEOUS  
U.S. IDENTIFICATION MANUAL 34677 49.50

TOTAL CREDIT TO A/P 49.50- REF. # 34678

\*\*----- G.L. ACCT. # / DESCRIPTION -----\*\*      REF. #      TOTAL POSTED

ADULT PROBATION FUND

OPERATING EXPENSES

VOL 012 PAGE 943

5345107	SUPPLIES & OTHER OPERATING EXP		
	TYLER COUNTY BOOSTER	34679	7.50
	WAL-MART STORE #283	34680	7.82
5345109	TELEPHONE		
	SOUTHWESTERN BELL TELE CO	34681	62.64

TOTAL CREDIT TO A/P                      77.96-      REF. # 34682

\*\*----- G.L. ACCT. # / DESCRIPTION -----\*\*      REF. #      TOTAL POSTED

JUVENILE PROBATION FUND

OPERATING EXPENSES

VOL 012 PAGE 944

5445107	SUPPLIES & OTHER OPERATING EXP		
	SOUTHWESTERN BELL TELE CO	34683	5.46

TOTAL CREDIT TO A/P	5.46-	REF. # 34684	
---------------------	-------	--------------	--



**TYLER COUNTY TAX APPRAISAL DISTRICT**

P. O. Drawer 9  
103 Pecan  
Woodville, Texas 75979

Mary F. Mann -  
Chief Appraiser

Phone  
409/283-3736

*Put in agenda  
for Friday 12th*

December 3, 1986

Allen Sturrock, County Judge  
Tyler County  
100 Courthouse  
Woodville, Texas 75979

Dear Judge Sturrock:

Please find enclosed the revised proposed budget for 1987.

The 1987 assessments for each entity is based on this proposed budget.

After you review, should there be any questions, please do not hesitate to call.

Yours truly,

*Mary F. Mann*

Mary F. Mann, Chief Appraiser

mfm/sm

*Barbara*

	AMENDED	1986	PROPOSED	
	1986	EXPENDITURES	BUDGET	
	BUDGET	JAN 1-OCT 31	EIGHT MONTHS	TWELVE MONTHS
<u>PERSONAL SERVICES</u>				
Salaries	\$ 117,565	\$ 90,811	\$ 79,980	\$ 119,965
Group Insurance	8,485	6,248	4,980	7,467
Retirement	8,230	5,743	5,600	8,400
Overtime	--	--	--	--
Medicare	133	--	360	535
Sub-total	\$ 134,413	\$ 102,802	\$ 90,920	\$ 136,367
<u>MATERIALS AND SUPPLIES</u>				
Office supplies	\$ 1,200	\$ 1,222	\$ 1,280	\$ 1,910
Copier supplies	700	264	240	350
Postage	6,170	1,794	8,985	9,390
Appraisal supplies	400	102	85	85
Computer supplies	11,160	2,918	5,245	5,365
Sub-total	\$ 19,630	\$ 6,300	\$ 15,835	\$ 17,100
<u>OTHER SERVICES</u>				
Workmen's compensation	\$ 437	\$ 481	\$ 643	\$ 643
Unemployment insurance	504	523	336	504
Board of Directors	1,000	884	1,200	1,800
Board of Review	1,000	818	1,255	1,880
Freight	100	667	235	350
Dues and subscriptions	1,710	1,426	1,500	1,500
Fees- County Clerk	126	97	82	126
Travel/Training	3,000	1,252	840	840
Schools/Tuition	700	398	340	340
Utilities	2,500	2,559	2,560	3,840
Auto Allowance	5,900	7,350	2,335	3,500
Printing and advertising	390	554	167	250
Insurance and bonds	2,390	1,268	1,560	3,560
Telephone	2,760	2,671	2,195	3,290
Banking	230	85	210	230
Audit	1,000	950	1,000	1,000
Legal	3,500	525	2,000	3,000
Appraisal Engineers	23,750	25,250	15,835	23,750
Repairs	150	104	33	50
equipment lease	1,970	1,574	1,260	1,890
Building lease	4,560	3,800	3,240	4,860
Maintenance agreement	10,010	8,927	15,045	15,045
Computer tape conversion	--	3,997	925	925
Janitorial	600	500	400	600
Sub-total	\$ 68,287	\$ 66,660	\$ 55,196	\$ 73,773
<u>SCHOOL TAX EXPENSE</u>				
	--	--	\$ 19,425	\$ 29,135
<u>CAPITAL OUTLAY</u>				
Office equipment and furniture	\$ 500	\$ 78	\$ 200	\$ 300
Note payable - principal and interest	29,000	24,166	19,335	29,000
Mapping	55,000	25,000	60,650	73,150
Carryover from 1986	--	--	(30,000)	(30,000)
Marginal slitters	--	--	700	700
Burster/Decollater	5,000	4,978	--	--
Sub-total	\$ 89,500	\$ 54,222	\$ 50,885	\$ 73,150
<u>GRAND TOTAL</u>				
	\$ 311,830	\$ 229,984	\$ 232,261	\$ 329,525
<u>LOCAL REVENUE</u>				
	\$ 305,077	\$ 305,077	\$ 212,836	\$ 300,390
<u>REIMBURSEMENT-WOODVILLE ISD</u>				
	--	--	19,425	29,135
	\$ 305,077	\$ 305,077	\$ 232,261	\$ 329,525



	<u>1986 ASSESSMENTS</u>	<u>EIGHT MONTHS PROPOSED 1987 ASSESSMENTS</u>	<u>TWELVE MONTHS PROPOSED 1987 ASSESSMENTS</u>
COUNTY	(.19) \$ 57,964.77	\$ 38,310.48	(.18) \$ 54,070.20
HOSPITAL	(.03) 9,152.34	6,385.08	(.03) 9,011.70
CITY	(.02) 6,101.55	4,256.72	(.02) 6,007.80
CHESTER	(.07) 21,355.44	14,898.52	(.07) 21,027.30
COLMESNEIL	(.11) 33,558.55	19,155.24	(.09) 27,035.10
SPURGER	(.06) 18,304.66	12,770.16	(.06) 18,023.40
WARREN	(.27) 82,370.99	55,337.36	(.26) 78,101.40
WOODVILLE	(.25) <u>76,269.44</u>	<u>61,722.44</u>	(.29) <u>87,113.10</u>
	<u>\$305,077.74</u>	<u>\$212,836.00</u>	<u>\$300,390.00</u>



**TYLER COUNTY TAX APPRAISAL DISTRICT**

P. O. Drawer 9

Woodville, Texas 75979

CLAIM CHECK

998972

HOLD

DATE

1ST NOTICE

2ND NOTICE

RETURN

Detached from  
PS Form 3849-A  
Oct. 1980

**CERTIFIED**

P 005 217 380

**MAIL**



U.S. POSTAGE

1.67

JUDGE ALLEN STURROCK  
100 COURTHOUSE  
WOODVILLE TEXAS 75979

VOL 012 PAGE 948

## SPECIFICATIONS FOR NEW TRACTOR- PRECINCT II

NEW TRACTOR: Live P.T.O.  
42 Hp. or Plus  
3-Cyl. Diesel  
2-Post ROPS W/ Seat Belts  
8 Speed Synchromesh, 8 Forward & 4 Reverse  
Power Steering

NEW FRONT END:  
Heavy Duty Loader  
72" Material Bucket

NEW POST HOLE DIGGER:  
12" Auger  
45" Digging Depth  
Heavy Duty Gear Box

NEW HEAVY DUTY ROTARY CUTTER:  
Extra Heavy Duty Gear Box  
Heavy Duty "A" Frame/Struts  
with Rocker Link Proteciton  
Heavy Duty Slip Clutch  
Round Blade Carrier

NEW HEAVYDUTY DISC:  
Cutting Width 6' Plus  
Sealed Bearings  
20-18" Blades CO  
Approx. Wt. 797  
1- Heavy Duty Angle Blade  
with 3 Point Hook Up

## NOTICE TO BIDDERS

Sealed bids addressed to the County of Tyler, for the following:

NEW TRACTOR AND EQUIPMENT FOR PRECINCT #2

will be received in the Office of the County Clerk, County of Tyler, Texas, Courthouse, Woodville, Texas, until 10:00 am/~~pm~~, on Monday, 8th day of December, 1986, at which time and place all bids received shall be opened and read.

Further information and details are available in the office of the County Clerk, County of Tyler, Texas. The County of Tyler reserves the right to reject any or all bids and to waive informalities.

*Grace Bostick*  
GRACE BOSTICK  
County Clerk  
Tyler County, Texas.



# NICHOLS FARM & RANCH SUPPLY

SALES, SERVICE & PARTS  
Hwy. 69 So. — P.O. Box 639  
WOODVILLE, TEXAS 75979  
(409) 283-5136

VOL 012 PAGE 951

November 28, 1986

TYLER COUNTY PRECINCT 2  
PETE BARNS  
COURTHOUSE  
WOODVILLE, TEXAS

Subject: County Bid

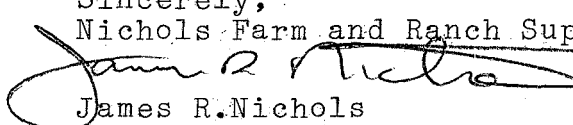
The widely recognized product strengths of JI Case and International Harvester have been combined to provide customers through-out the world with an expanded selection of high quality and highly productive equipment.

Our new bright red equipment bears a new name .....Case IH. The advanced performance of Case IH tractor is built for efficiency and reliability --- Get the satisfaction of better design, better traction and better production.

The bigger and more demanding your loading jobs, the more you need the capacity and the ruggedness of a Case IH loader. The loader is designed to load fast, ram deep and cycle fast. Just what you need to handle big jobs and small ones in the minimum of amount of time. With big break-away power, big lift capacity and responsive, fast acting hydraulic power, you'll zip through your toughest lifting and loading chores. And you'll get extra years of superior performance because a Case IH loader and combination form a perfectly matched team that insures maximum life for both tractor and loader.

If you have any questions regarding either unit in our package bid, please do not hesitate to contact us at Nichols Farm and Ranch Supply. We appreciate your past patronage and it is our belief that every customer is entitled to and shall receive two distinct services.... one from the product itself and the other from our organization back of it.

Sincerely,  
Nichols Farm and Ranch Supply

  
James R. Nichols  
Owner

**case**

MODEL 485

# Tractor

---

Utility and Low Profile


---

42 (31.3 kW) PTO horsepower

---

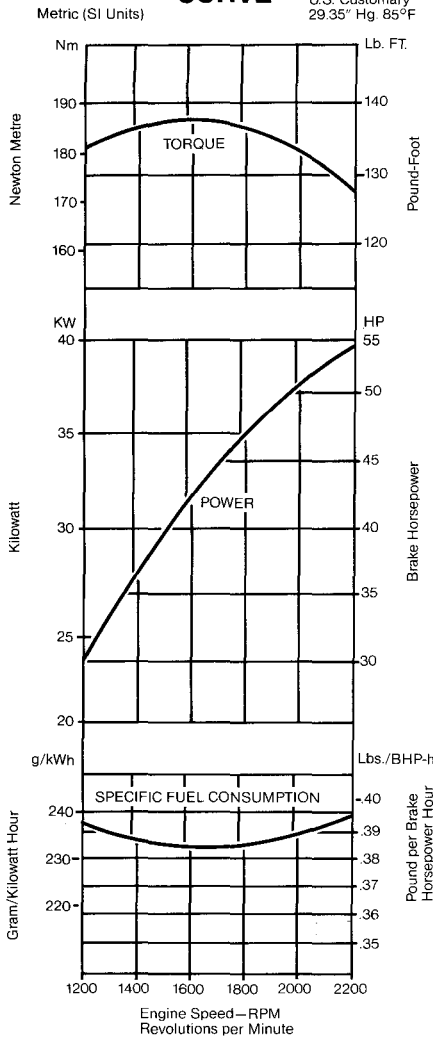
Synchromesh 8F/4R transmission

---



# BASIC TRACTOR

## ENGINE PERFORMANCE CURVE



The Case International 485 tractor is compact in size, with a low design and short turning radius. It is equipped with every standard feature you need for all-around-the-farm versatility — loading, choring, plowing, disking, haying — and for all kinds of PTO work.

### HIGH-TORQUE DIESEL ENGINE

A Case International 179 in<sup>3</sup> (2.93 L), 3-cylinder power plant provides high performance and operating economy over a wide range of jobs.

### SMOOTH SHIFTING

Synchronized 8F/4R speed transmission makes shifting easier and faster than complicated shifting patterns on many tractors. High-Low-Reverse range lever permits fast cycling, especially valuable in loader work. Optional power reverse 8F/8R shuttle allows rolling F/R shifts.

### INFINITE RAISE RESPONSE

It gives you fingertip control so you can be as precise as field conditions require. And raise response over-ride provides fast lifting of implements at the end of the field. So you have full control of all ground-working implements for fuel economy and quality work.

### BIG-CAPACITY HYDRAULIC PUMP

Unit provides all the hydraulic power needed for steering, braking and the 3-point hitch. Standard pump has 15.9 gpm (60.2 L/min) capacity. Optional pump, 17.0 gpm (64.4 L/min).

### SPLIT-DECK CONTROLS

You get more operating room, greater comfort with two control consoles: left for shift levers and parking brake, right for hydraulic controls and PTO.

### ENGINE

#### Engine Full Load Performance

Max PTO hp measured at 2200 rpm ..... 42 (31.3 kW)  
 Max brake engine hp measured at 2200 rpm SAE J1349  
 Gross ..... 53 (39.5 kW)  
 Net ..... 50 (37.3 kW)  
 Max gross torque ft-lbs at  
 1600 rpm ..... 139 (188 Nm)  
 Make & model . . . Case International D-179  
 Piston displacement ..... 179 in<sup>3</sup> (2.93 L)  
 Number of cylinders ..... 3  
 Type cylinder sleeve ..... Wet  
 Speed, rated full load ..... 2200 rpm  
 Governed speed range ..... 700-2400 rpm  
 Bore and stroke ..... 3.88 x 5.06 in.  
 (98.0 x 128.5 mm)  
 Compression ratio ..... 16:1

### CAPACITIES\*

Fuel tank ..... 20 gals (76 L)  
 Cooling system ..... 3.0 gals (11.4 L)  
 Engine lube oil, incl. filter ..... 1.7 gals (6.5 L)

Rear frame, trans. and hyd. system ..... 9.0 gals (3.4 L)  
 Hydraulic pump: std/opt- in gpm (L/min) ..... 15.9/17.0 (60.2)/(64.4)  
 Hitch lift capacity 24" (610 mm) behind lift links, in pounds. .... 2700 (1220 kg)  
 Axle Capacities in Pounds:  
 Front: Dynamic\*\*  
 Straight adjustable . . 6172 (2802 kg)  
 Swept back ..... 5070 (2301 kg)  
 Fixed cast ..... 10,000 (4540 kg)  
 Rear: Dynamic\*\* ..... 9259 (4203 kg)

### WEIGHT

Approx shipping weight of tractor w/hitch, protective frame, drawbar, one hydraulic valve, PTO, standard tires, coolant — less fuel, ballast, weights .....  
 Utility ..... 5200 lbs (2361 kg)  
 Low Profile ..... 5140 lbs (2334 kg)

\*Capacities shown are U.S. measurements  
 \*\*Dynamic: Moving measurement working off-road with wheel tread at 60" (1.52 m)

### TRANSMISSION

#### Standard

Synchromesh 8 forward & 4 reverse, synchronized shifts within each of two ranges.

#### Option

Power reverse shuttle; 8 forward & 8 reverse, provides for rolling F/R shifts.

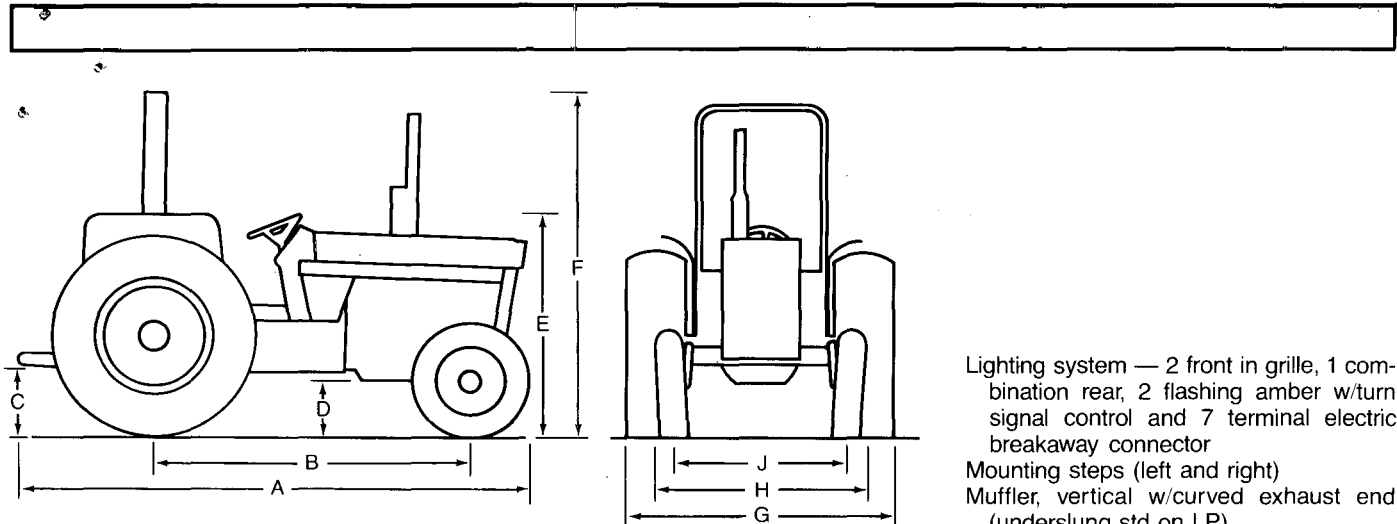
### APPROXIMATE SPEEDS IN MPH (KM/H) w/13.6 x 28 tires

Range	Gear	mph	(km/h)
LOW	1	1.54	2.48
	2	2.50	4.02
	3	3.38	5.44
	4	4.35	6.90
HIGH	1	5.90	9.49
	2	9.58	15.41
	3	12.95	20.85
	4	18.66	26.81
REV	1	1.85	2.98
	2	3.00	4.83
	3	4.05	6.53
	4	5.22	8.39

13.6x28 Rolling Radius ..... 24.02  
 To calculate approximate speeds with following tires:

14.9 x 24 multiply by ..... 0.97  
 14.9 x 28 multiply by ..... 1.05  
 16.9 x 24 multiply by ..... 1.02  
 14.9 x 28 multiply by ..... 1.10  
 18.4 x 16.1 multiply by ..... 0.85

# BASIC TRACTOR



## APPROXIMATE OVERALL DIMENSIONS

	A	B	C	D	E	F	G	H	J
	Overall Length	Wheel Base	Drawbar Height	Under-Frame Clearance	Height to top of Steering Wheel	Height to top of ROPS	Overall Width	Rear Wheel tread Width	Front Wheel tread Width
Utility	11.8' (3.60 m)	79" (2.01 m)	15.5" (394 mm)	14.3" (363 mm)	61" (1.55 m)	93.5" (2.38 m)	6.1' (1.9 m)	52 to 76" (1.32 to 1.93 m)	52 to 80" (1.32 to 2.03 m)
Low Profile	11.6' (3.5 m)	78.2" (1.99 m)	9.1" (231 mm)	10.3" (262 mm)	56.5" (1.44 m)	88.9" (2.26 m)	6.9' (2.1 m)	64" (1.63 m)	56 to 76" (1.42 to 1.93 m)

All measurements based on standard tires and equipment for that individual style

## DIMENSIONS

- Turning radius:
  - No brakes ..... 10.8' (3.29 m)
  - With brakes ..... 9.2' (2.79 m)
- Drawbar:
  - Lateral swing (total) ..... 12.4" (315 mm)

## WHEEL EQUIPMENT

- Standard Front:**
  - 6.00 x 16, 6PR (F2)
- Standard Rear:**
  - 13.6 x 28, 6PR (R1)
- Optional Front:**
  - 7.50 x 16, 6PR (F2)
  - 7.50 x 16, 6PR (I1)
  - 27 x 9.5-15, 6PR (Terra Rib)
  - 9.5 x 15, 6PR (F2)
  - 9.00 x 10, 8PR (F3)
- Optional Rear:**
  - 14.9 x 2A, 6PR (R1) & (R4)
  - 14.9 x 28, 6PR (R1) & (R4)
  - 16.9 x 24, 6PR (R1) & (R4)
  - 16.9 x 28, 6PR (R1) & (R4)
  - 18.4 x 16.1, 6PR (R1)

Selection of manual lug adjust & power adjust wheels available.

## STANDARD EQUIPMENT

- Accelerator — hand and foot control
- Alternator, 45 amp
- Antifreeze, — 35°F
- Axle — front — straight adjustable
- Brakes — 10" (254 mm) single disc, self-adjusting (wet hydraulic w/dual pedal safety lock)
- Clutch — self-adjusting, 11" (279 mm) diameter fan, dry "Dyna-Life" disk w/six cera-metallic wear pads
- Differential lock
- Dry-type air cleaner with safety element
- 12-V electrical system w/batt. ignition, key start and I.M.F. battery with 93 amp hour rating
- Engine, Case International D-179 3-cylinder, multi-range diesel w/ether starting aid, exhaust valve rotators and dual fuel filter
- Fenders, crown type
- Hydraulics — open center system, gear type pump, 15.9 gpm (60.2 L/min) pump capacity @ 2500 psi (17 237 kPa)
- Instrument panel — glare-free lighting; includes air cleaner service light, generator light, electric fuel gauge, eng. temp. gauge, oil pressure light and tachometer w/hourmeter

Lighting system — 2 front in grille, 1 combination rear, 2 flashing amber w/turn signal control and 7 terminal electric breakaway connector

Mounting steps (left and right)

Muffler, vertical w/curved exhaust end (underslung std on LP)

Parking brake w/warning light

Power steering, hydrostatic — 2.5 gpm priority flow, and 3 turns lock to lock

Power take-off, independent, hydraulically actuated 540 rpm, with shield

Pressurized transmission lubrication system

Protective frame, ROPS, (SAE-OSHA), includes seat belt

Starting switch (safety)

Seat, deluxe, w/adj suspension

SMV emblem

Swinging drawbar

3-point hitch (Category 1 convertible to II) — 3 lever control with hydraulic draft, position and raise response control. Includes outside check chains with stabilizers and fixed lower links

Tool Box

Transmission, synchronized — 8 speeds forward, 4 reverse w/Hi-Lo range


Tires	Standard	Front	Rear
Utility	6.00 x 16	13.6 x 28	13.6 x 28
Low Profile	9.00 x 10	18.4 x 16.1	18.4 x 16.1

## OPTIONAL EQUIPMENT

Auxiliary valve, first and second, w/break-away coupler. Axle, front adj — low spindle, 52 to 80" (1.32 to 2.03 m) std on Low Profile units. Axle, front — sweptback, 48 to 80" (1.22 to 2.03 m). Axle, front — H.D. fixed cast, 56" tread (1.42 m). Lighter. Horn. Muffler, underslung. Canopy for protective frame (ROPS), field. Canopy, deluxe completing package — includes headliner, 4 amber warning lights, mounting bracket and power cable for radio installation and speaker grille, field. Front end and rear wheel weights. Drawbar clevis. Transmission, Power shuttle — 8 speeds forward, 8 speeds reverse.



# OPTIONS



Utility — High Spindle Front Axle; Flange Rear Axle



Low Profile Front Axle



Swept Back Front Axle



H.D. "I" Beam Front Axle

**NOTE:** Model 485 tractor not available for sale for use in state of Nebraska.

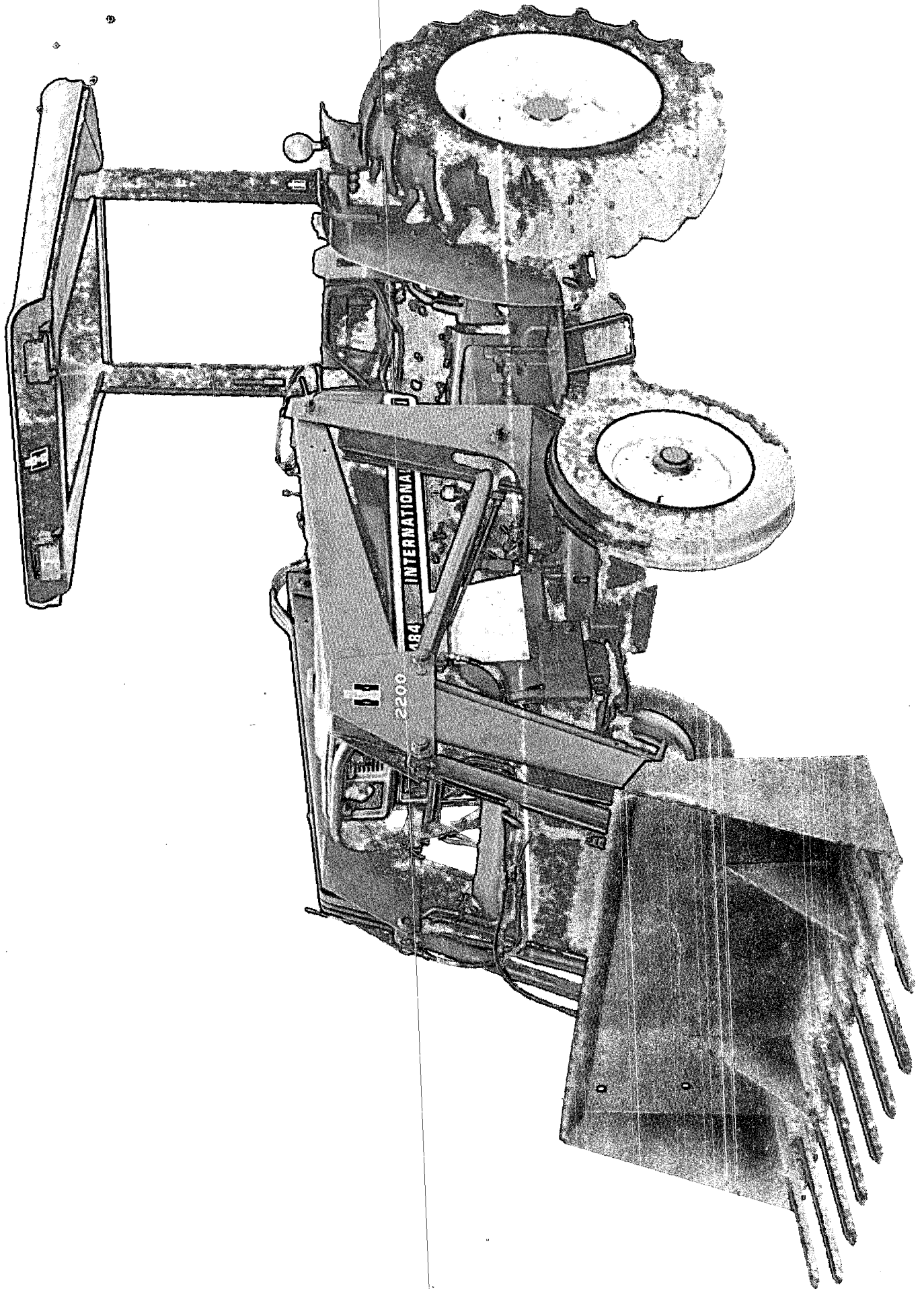
The J I Case Company reserves the right to make improvements in design and changes in specifications at any time without notice and without incurring any obligation to install them on units previously sold.

**J I Case**  
A Tenneco Company



700 State Street Racine, WI 53404 U.S.A.

**Building On Quality™**




## 2250, 2350 and 2450 Mount-O-Matic loaders

*Use hydraulic power to mount or dismount in less than five minutes*


All International Mount-O-Matic loaders feature extra-quick mounting and dismounting with your tractor's hydraulic power doing the hard work. Once the front and side brackets are bolted permanently to your tractor, you can quickly and easily attach the loader. The sequence of pictures below shows you how easily it is done. You can free your tractor for other work just as easily, and the loader subframe serves as a parking stand.

Because the entire loader and its mounting brackets are located forward on the tractor, it can be mounted on cab equipped tractors. Operation is convenient because your tractor's regular hydraulic system and controls are used.


Bucket choices include 60 and 72-inch manure forks and 65 and 84-inch material buckets plus an 8-foot wide dry material bucket for the 2350 and 2450 models. A wide variety of utility type attachments is also available.




1. Drive tractor into position behind free-standing loader. Stop and connect hydraulic hoses.



2. Subframe, which has served as a parking stand, is raised hydraulically as you drive into loader.



3. Use tractor hydraulics to "power" loader firmly onto the tractor as you slowly pull into position.



4. Insert two retaining pins, one on each side, to lock loader to front mounting brackets.



# NICHOLS FARM & RANCH SUPPLY

SALES, SERVICE & PARTS  
Hwy. 69 So. — P.O. Box 639  
WOODVILLE, TEXAS 75979  
(409) 283-5136

New Tractor:

Case IH Tractor 485D

- \* PTO 42 hp
- \* 3-cyl. diesel
- \* 2-post ROPS w/seat belts
- \* 8 speed Synchronesh, 8 forward and 4 reverse

\$ 9,300.00

New Front End Loader:

Case IH Loader 2200

- \* 72" material bucket

\$ 2,995.00

New Post Hole Digger:

Vasser DEF-9

- \* 45" digging depth
- \* hard surfaced point & blades
- \* heavy duty gear box

466.00

New Heavy Duty Rotary Cutter:

Mohawk 720L

- \* extra heavy duty gear box
- \* heavy duty "A" frame / struts with flexible link protection
- \* heavy duty slip clutch
- \* round blade carrier

\$ 1,737.00

New Heavy Duty Disc:

SideWinder MA72018B

- \* cutting width 6'8"
- \* sealed bearings
- \* 20-18" CO blades
- \* approx. wt. 797

\$ 1,053.00

TOTAL PACKAGE PRICE

\$15,551.00

!! BONUS !!

Complimentary from Nichols Farm and Ranch Supply  
with the purchase of the package .....a New Rear  
Mount Blade - SideWinder LB-5

NO CHARGE

NICHOLS FARM and RANCH SUPPLY  
P O BOX 639  
HWY 69 SOUTH  
WOODVILLE, TEXAS 75979

VOL 7 012 PAGE 952

Sealed  
Bid

TYLER COUNTY PRECINCT 2  
PETE BARNS  
COURTHOUSE  
WOODVILLE, TEXAS 75979

1:20 p.m.  
DEC 1 1986

GRACE BOSTICK, COUNTY CLERK  
TYLER COUNTY, TEXAS

BY *Sandra Matkin*

SANDRA MATKIN

New Tractor and Equipment Bid  
Precinct II

VOL 012 PAGE 953

New Tractor : 460 Long  
42 PTO Horsepower  
Live PTO  
3 cyl. diesel  
2-post ROPS w/ seat belts  
8 Speed  
Power Steering

New Front End ; 1550 Front End Loader  
68" material bucket

New Post Hole Digger: 12" auger  
48" Digging Depth  
Heavy Duty Gear Box

New Heavy Duty Rotary Cutter:  
75 HP Gear Box  
Heavy Duty "A" Frame  
Heavy Duty Slip Clutch  
Round Blade Carrier

New Heavy Duty Disc: 6½' cutting Width  
Sealed bearings  
20-18" blades  
weight 743 lbs

New Heavy Duty Angle Blade  
C-2 Angle Bladew/ 3 Point

Total Package Price: 12,900.00

Tyler County Tractor Inc.  
510 S. Magnolia  
Woodville TX 75979  
283 5222

*Glenn County Tractor, Inc.*  
510 S. MAGNOLIA  
WOODVILLE, TEXAS 75979

VOL 012 PAGE 954

NEW TRACTOR AND EQUIPMENT BID  
PRECINCT II

9:20 AM

DEC 8 1986

GRACE BOSTICK, COUNTY CLERK

*Danet Brown*

DANET BROWN

JO-BE EQUIPMENT CO., INC.  
1114 South Magnolia  
Woodville, Texas  
December 8, 1986

VOL 012 PAGE 955

Tyler County Precinct #2  
Court House  
Woodville, Texas 75979

Gentlemen:

We are pleased to quote the following equipment that meets required specifications:

Massey Ferguson Tractor with Loader Model MF250:	
Bid Price. . . . .	\$13,310.00
Bush Hog Heavy Duty Post Hole Digger w/12 inch Auger Model PH2102:	
Bid Price. . . . .	491.21
Bush Hog Heavy Duty Rotary Cutter Model 305R (5Ft)	
Bid Price. . . . .	11,239.90
Bush Hog Heavy Duty Disc Model 1423-007 (6 Ft)	
Bid Price. . . . .	794.37
Bush Hog Angle Blade Model RM30 (6 Ft.)	
Bid Price. . . . .	260.98
TOTAL PRICE. . . . .	\$16,096.46
Alternate Bid on Industrial Tractor and Loader Massey Ferguson Model MF-20F	
Bid Price. . . . .	\$15,290.00

Very truly yours,


Jo-Be Equipment Co., Inc.

Joe L. Riley, President



**Massey Ferguson**

**250**



# Specifications: MF 250

## Engine system

Perkins AD3.152-direct injection diesel.  
40 PTO HP\* (3.0 kW) @ 2250 RPM.  
Dual element dry type air cleaner with electrical restriction indicator.  
Spark arrestor muffler.  
Cooling system - Antifreeze to -30°F.  
Fuel tank - 12.7 gal. (U.S.) (48.1 L).  
Hand and foot throttle controls.  
Displacement: 152 in.<sup>3</sup> (2.5 L).

## Power train

Clutch: Dual stage 12 in. (304.8 mm). 10 in. (254.0 mm) PTO.  
Transmission: 8-Speed manual.  
Rear Axle: Outboard planetary axle, flange type.  
Brakes: Independent, mechanically actuated, 8.75 in. (222.3 mm), 3-plate, oil immersed disc brakes with handbrake.  
PTO: Live 540 RPM with 1.375 in. (349.3 mm) diameter 6-spline shaft plus ground speed PTO.  
Differential lock: Standard, foot operated.

## Hydraulic system

Power assisted steering.  
Advanced Ferguson full-range hydraulic system with quadramatic draft and position control including response function.  
Category I, 3-point linkage.

## Electrical

12-Volt with maintenance-free battery.  
32 Amp alternator.  
Key ignition with safety start.  
2 Headlights, 1 worklight, 1 taillight, 2 flashing safety lights.

## Instruments

Tractor meter/hour meter.  
Volt meter.  
Fuel & oil pressure gauges.  
Coolant temperature gauge.

## Other standard features

Straight adjustable front axle.  
Horn.  
Tool box.  
Universal swinging drawbar with hammer-strap.  
Turn signals.

## Weight and dimensions

Approx wt: 4763 lb. (2160.5 kg).  
Length: 132.5 in. (3365.5 mm).  
Width: 72.8 in. (1849.1 mm).  
Wheelbase: 80.4 in. (2042.2 mm).  
Front tread: 52-72 in. (1320.8-1828.8 mm).  
Rear tread: 56-90 in. (1422.4-2286.0 mm) manual adjustment.  
52-90 in. (1320.8-2286.0 mm) PAVT.

## Options

Vertical or horizontal exhaust (horizontal only on Low Profile).  
Less or with auxiliary hydraulics (with auxiliary — comes with one-spool valve).  
Foam float or spring suspension seat with fore and aft adjustment.  
Low Profile or Standard Clearance.

## Tires



Low Profile  
Front: 6.50 x 16 or 9.00 x 10.  
Rear: 18.4 x 16.1 6-ply R1 or 14.9 x 24 4-Ply R1 Cast Manual Adjust.

## Standard Clearance:

Front: 6.00 x 16.  
Rear: 13.6 x 28 4-Ply R1 Stamped Centers Manual Adjust or PAVT.  
14.9 x 24 Stamped Centers Manual Adjust.


\*Manufacturer's estimated PTO horsepower.

Massey Ferguson reserves the right to change design and specifications of its products without notice or obligation.





# MF Quick-Attach Loaders





# MF 256: New, big-capacity loader

The new MF 256 Loader is designed especially for big tractors and big jobs. Its massive 96 in. (2438 mm), 1½ yd.<sup>3</sup> (1.1m<sup>3</sup>) bucket moves material in a hurry . . . even in the worst conditions.

## Specifications

- Fits MF 1150, MF 1155, MF 2745, MF 2775, MF 2805.
- Lift capacity: 4500 lbs. (2041 kg).
- Breakout force: 5200 lbs. (2359 kg).
- Lift height: 156 in. (3962 mm).
- Digging depth: 2 - 4 in. (50 - 102 mm), depending on tractor model and tire size.
- Construction: ¼ in. (5 mm) high tensile strength tubular steel frame, ¼ in. (5 mm) reinforcing fish plate.
- Cylinders: 3 in. (76 mm) double-acting lift cylinders, 2½ in. (64 mm) double-acting bucket cylinders, O-ring fittings.
- Bucket dimensions: Width — 96 in. (2438 mm), Length — 36 in. (914 mm), Height — 30 in. (762 mm).
- Attachments: 1½ in. (29 mm) square teeth; 96 in. (2438 mm) cutting edge.




# MF 246: Built for the tough jobs


The MF 246 is a big, rugged loader designed for tough jobs that require extra strength. A wide variety of attachments is available for special situations.

## Specifications

- Fits MF 285, MF 285 Cab Tractor, MF 1085, MF 2675, MF 2705.
- Lift capacity: 4500 lbs. (2041 kg).
- Breakout force: 5200 lbs. (2358 kg).
- Lift height: 156 in. (3962 mm).
- Digging depth: 2 - 8 in. (52 - 203 mm), depending on tractor model and tire size.
- Construction: ¼ in. (5 mm) high tensile strength tubular steel frame, ¼ in. (5 mm) reinforcing fish plate.
- Cylinders: 2½ in. (64 mm) or 3 in. (76 mm) double-acting lift cylinders, 2½ in. (64 mm) double-acting bucket cylinders, O-ring fittings.
- Bucket options: 60, 72 and 84 in. (1524, 1829, 2134 mm) combination buckets permit use of replaceable cutting edge with or without 10 in. X 1-½ in. (254 X 29 mm) square bucket teeth; 60 in. (1524 mm) manure fork with optional dirt plate; 18 in. (457 mm) bucket extension for 60 in. (1524 mm) combination buckets only.
- Other attachments: 84 in. (2134 mm) straight dozer blade, grapple fork and push-off stacker.



The MF 246 Short Frame Loader also mounts on the new MF 285 Cab Tractor. This combination is ideal in situations that call for lots of maneuverability and year-round weather protection.





# MF 236: Perfect for farm chores

An unbeatable combination of versatility, easy handling and time-saving capacity makes the MF 236 Loader ideal for clean-up chores and similar jobs. It's designed to fit all MF 34-67 hp tractors.

## Specifications

- Fits MF 230, MF 245, MF 255, MF 154-4, MF 184-4, MF 265, MF 275.
- Lift capacity: All models except MF 184-4 — 2500 lbs. (1134 kg). MF 184-4 — 2300 lbs. (1043 kg).
- Breakout force: All models except MF 184-4 — 3250 lbs. (1474 kg). MF 184-4 — 3000 lbs. (1361 kg).
- Lift height: 10 ft. (3000 mm).
- Digging depth: 1 - 6 in. (25 - 152 mm), depending on tractor model and tire size.
- Construction: High-strength 3/16 in. (5 mm) tubular box steel frame, 1/4 in. (5 mm) steel reinforcing fish plates.
- Cylinders: 2 in. (51 mm) or 2 1/2 in. (64 mm) double-acting lift and bucket cylinders, O-ring fittings.
- Bucket options: 48, 60, 72 and 84 in. (1219, 1524, 1829, 2134 mm) combination buckets permit bolting on 10 X 1 1/8 in. (254 X 29 mm) square teeth with or without replaceable cutting edge, 48 in. or 60 in. (1219 or 1524 mm) manure fork with teeth and optional dirt plate, 18 in. (457 mm) bucket extensions for 48 and 60 in. (1219 and 1524 mm) combination buckets.
- Other attachments: 84 in. (2134 mm) straight dozer blade, grapple fork, push-off stacker and fork lift kit.



Put an MF 236 Loader on a 4-wheel drive MF 184-4 or MF 154-4 tractor and you've got the perfect combination for working in sloppy feedlots and other places requiring lots of traction.



# MF 216: Fits all MF Compact Tractors

You'll be amazed at how many loading and moving jobs the MF 216 can handle when matched with an MF compact tractor. Its size allows it to work in and around buildings . . . yet it's plenty strong enough for heavy agricultural and industrial uses. Loader can be mounted or dismounted in minutes without tools.

## Specifications


- Fits MF 205, MF 205-4, MF 210, MF 210-4, MF 220, MF 220-4.
- Lift capacity: 750 lbs. (340 kg).
- Breakout force: 1130 lbs. (513 kg).
- Lift height: 92 in. (2337 mm).
- Digging depth: 1 - 6 in. (25 - 152 mm), depending on tractor model and tire size.
- Construction: High-strength 3/16 in. (5 mm) main frame with 3/16 in. (5 mm) reinforcing fish plates.
- Cylinders: 2 in. (52 mm) double-acting lift and bucket with chromed and hardened rods and O-ring fittings.
- Bucket options: 48 in. (1219 mm) and 60 in. (1524 mm) combination buckets with bolt-on replaceable cutting edges with or without 10 X 1 1/8 in. (254 X 29 mm) square teeth, 48 in. (1219 mm) manure fork with optional dirt plate.



# Quick-Attach convenience

## Frees your tractor for other jobs


Mounting or dismounting an MF Quick-Attach Loader is as easy as 1...2...3. It can be done in less than five minutes without tools right from the tractor seat. Tractor hydraulics and the motion of the tractor are all it takes. Mounting pads are permanently installed on the tractor. The Quick-Attach system provides safe, positive mounting every time. Wedge-action design lasts through years of rugged use.




**1.** In storage position the cylinder rods are retracted and protected.



**2.** Just drive up, couple hydraulics and raise the loader. Now drive underneath.



**3.** Using your tractor hydraulics and the motion of the tractor, ease the loader into the permanent mounting pads.



**4.** The exclusive MF design of these over-center, spring-loaded locking pins means your MF Quick-Attach Loader is always securely mounted.





# Design one to suit yourself

## Attachments for many jobs


These attachments will increase the versatility of your MF loader even more.

They're easy to put on or take off because they're made especially for MF loaders. And each one is just as rugged as the loader it's made to go on.


Look over the attachments you need at your local MF dealer's.



Grapple fork (left) or 10 in. (254 mm) teeth (center) are available for 60 in., 72 in., 84 in. (1524 mm, 1808 mm, 2134 mm) combination buckets. Optional dirt plate (right) fits 60 in. (1524 mm) or 48 in. (1219 mm) manure fork.




Push-off hay stacker is 11 ft. (3.3 m) wide with twelve 8 ft. (2.4 m) steel teeth. Reduces time and labor in hay-making. A forklift is available for the MF 236 Loader.



36 in. (814 mm) bucket extensions are available for 48 in. and 60 in. (1219 mm and 1524 mm) combination buckets.



Rear mounted 10 gpm (38 L/min) PTO pump and loader-mounted valves can be ordered with the MF 236 Loader.



17 gpm (64 L/min) hydraulic pump can be mounted on the front of the MF 230, 245, 255, 265 and 275 tractors.


# Two do-it-all blades from MF

## Built extra rugged for the tough jobs

The number of ways the MF 226 and MF 227 rear blades can be used are almost limitless. These blades are ideal for any tractor up to 60 horsepower with Category I, 3-point hitch. Both are available with either a 6 ft. (1.8 m), 7 ft. (2.1 m) or 8 ft. (2.4 m) moldboard that can be rotated a full 360 degrees. Bolt-on cutting


edge offers twice the life of conventional edges and is both reversible and replaceable. Blades can be offset 12 in. (304 mm) left or right.

The MF 227 features blade tilt adjustment up to 30 degrees. When coupled with the 3-point hitch adjustment, blade can be set at almost any angle from 40 degrees left to 40 degrees right.



## Specifications

	<b>MF 226</b>	<b>MF 227</b>
Blade width	6 ft. (1.8 m) 7 ft. (2.1 m) 8 ft. (2.4 m)	6 ft. (1.8 m) 7 ft. (2.1 m) 8 ft. (2.4 m)
Moldboard height	16 in. (406 mm)	16 in. (406 mm)
Blade angle (left or right)	0°, 30°, 45°	0°, 30°, 45°
Blade reversible	Yes	Yes
Blade tilt adjustment	—	0°, 15°, 30°
Blade offset adjustment	12 in. (305 mm) left or right	12 in. (305 mm) left or right
Mounting	Category I, 3-point	Category I, 3-point
Weight	379 lbs. (172 kg) with 7 ft. (2.1 m) moldboard	427 lbs. (194 kg) with 7 ft. (2.1 m) moldboard



Massey-Ferguson reserves the right to change design and specifications of its products without notice or obligation

**MF**  
Massey Ferguson




# BUSH HOG<sup>®</sup>

## Post Hole Diggers

- Auger Widths From 6 to 24-Inches ○
- Designed For A One-Man Operation ○
- Heavy Duty Gearboxes With Slip Clutch Or Shear Pin Protection ○

THREE MODEL CHOICES — FOR UTILITY, AGRICULTURAL AND INDUSTRIAL USAGE




# BUSH HOG<sup>®</sup> Post Hole Diggers

THREE ECONOMICAL  
MODELS — FOR  
SMALL FENCE POST  
HOLES OR BIG  
TREE PLANTING  
JOBS AND  
CONSTRUCTION  
WORK.



MODEL  
**2103**

WEIGHT: 256 LBS.  
LESS AUGER



MODEL  
**2101**

WEIGHT: 185 LBS.  
LESS AUGER

### Three Choices To Match Your Job.

No job can be done without the right tool, and when you have post holes to dig, trees to plant or larger construction jobs... there's a Bush Hog Post Hole Digger that's right for your application and your tractor.

For 40 HP and under models there's the 2101 utility model with a 6 or 9-inch auger selection. And there's the heavy duty agricultural model 2102 with a 6 to 24 inch diameter auger selection. Gearboxes on both models are shear pin protected.

For larger jobs and tractors the model 2103 is rated up to 75 HP and is slip clutch protected. An optional hydraulic down force cylinder can provide over 500 lbs. of extra digging force, if desired.


No matter what your application for a post hole digger, Bush Hog offers the right choice in tough, dependable models that will meet your needs, match your tractor and please your pocketbook.




## Tough and Reliable.

Strength, durability and handling ease are integral components of all Bush Hog Post Hole Diggers. For example, on Models 2102 and 2103 the boom and yoke have added structural steel reinforcement—for extra strength that could be needed when working in tough soils.

Driveshafts are fully shielded for operator protection, and the top link connecting point allows quick, easy attachment or detachment to your tractor. Auger teeth are bolted on, making replacement a fast, simple task, should this become necessary.



Double flighting means more cutting surface and faster, easier digging — particularly in heavier soils. Models with 9 or 12-inch diameter augers offer a choice of single or double flighting. Double flighting is standard on augers with 15-inch or larger diameters.




Hitch pins on Models 2102 and 2103 are removable and reversible — permitting easy attachment to a wider variety of tractor models.



Rugged construction is a standard feature on all gearboxes. On Model 2101 for example, the gearboxes include machine hardened bevel gears, spring-loaded double lip neoprene seals, and one-piece pinions with forged input shafts.

MODEL  
**2102**


WEIGHT: 195 LBS.  
LESS AUGER



Leveling handles are handy, inexpensive options for all models. These handles allow the operator to level the auger from the tractor seat and assure a simple, one-man operation.



A 2" bore, 8" stroke hydraulic cylinder is optional for Model 2103. Operating from the tractor's hydraulic system, the cylinder provides an extra 550 lbs. down pressure — a real boost when working in tougher soils or areas where rocks may be present.



## SPECIFICATIONS

SERIES	↓		
	2101 UTILITY MODEL	2102 AGRICULTURAL MODEL	2103 INDUSTRIAL MODEL
AUGER LENGTH (DIGGING DEPTH)	48"	48"	48"
AUGER WIDTH	6" or 9"	6", 9", 12", 15", 18", or 24"	
AUGER RPM	170	170	131
TYPE HITCH	Category I	Category I & II	Category I & II
INPUT RPM	540	540	540
GEAR RATIO	3.18:1	3.18:1	4.1:1
OUTPUT SHAFT	2" Diameter	2" Diameter	2" Diameter
DRIVESHAFT	ASAE Cat. I	ASAE Cat. III	ASAE Cat. IV
YOKE	2-7/8" Tubing	2-7/8" Tubing	2-7/8" Tubing
BOOM	3 1/2" Tubing	3 1/2" w/Reinforcing Ribs	3 1/2" w/Reinforcing Tubes
COMPONENT PROTECTION	Shear Pin	Shear Pin	Slip Clutch
OPTIONS	Leveling Handle	Leveling Handle	Leveling Handle Hydraulic Down Force Kit

SPECIFICATIONS SUBJECT TO CHANGE WITHOUT NOTICE



# BUSH HOG<sup>®</sup>

ALLIED PRODUCTS CORPORATION

P.O. BOX 1039 • SELMA, AL 36702-1039  
TELEPHONE (205) 872-6261






HEART OF THE  
**BUSH HOG**<sup>®</sup>  
Rotary Cutter Line

5/6/7 FOOT WIDTHS ○  
FOR 25 TO 50 HP TRACTORS ○

**Five Rugged Rotary Cutters...For The  
Toughest Cutting Jobs.**



# BUSH HOG®

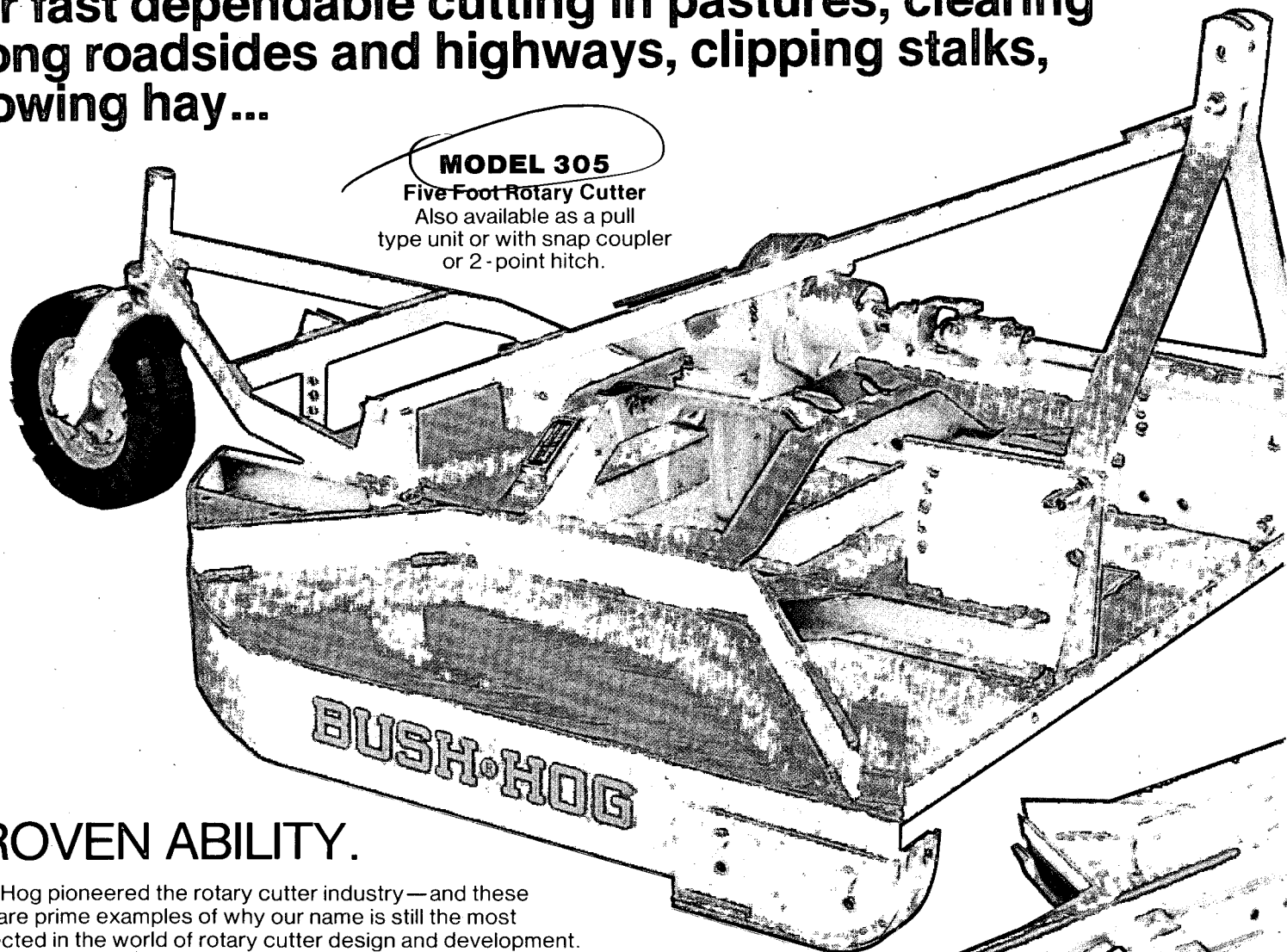
## 300 Series Rotary Cutters

For fast dependable cutting in pastures, clearing along roadsides and highways, clipping stalks, mowing hay...

### MODEL 305

Five Foot Rotary Cutter

Also available as a pull type unit or with snap coupler or 2-point hitch.



## PROVEN ABILITY.

Bush Hog pioneered the rotary cutter industry—and these units are prime examples of why our name is still the most respected in the world of rotary cutter design and development.


These compact, extra-value cutters have been pace-setters... combining high performance, handling ease, and minimum maintenance to deliver a wide variety of clean efficient cutting jobs.

**Heavy duty construction features** include: Spring steel free-swinging blades, one-piece all welded steel frames, heavy duty drive shafts and gearboxes, completely enclosed rear (for better mulching), and steel cut gear assemblies.


**Standard equipment** includes: Universal shields, front guards, slip clutch (on all 307 models and pull type 305, 306 models), 1/2" x 3" heat-treated blades, 360 degree swivel caster wheels, replaceable skids, shock absorbers (pull type models), and 35R drive shafts.

**When ordering a 300 Series rotary cutter, you can select:** Solid or automotive wheels, straight or round bladeholders.

**Options** include: Safety chains, slip clutch (for lift type 305, 306 models), jackstands, heavy duty tailwheels, and 44R drive shafts.




Round blade holders are available for all models and permit the blades to "ride" over stumps, stones or other debris.



HEART OF THE BUSH HOG LINE.



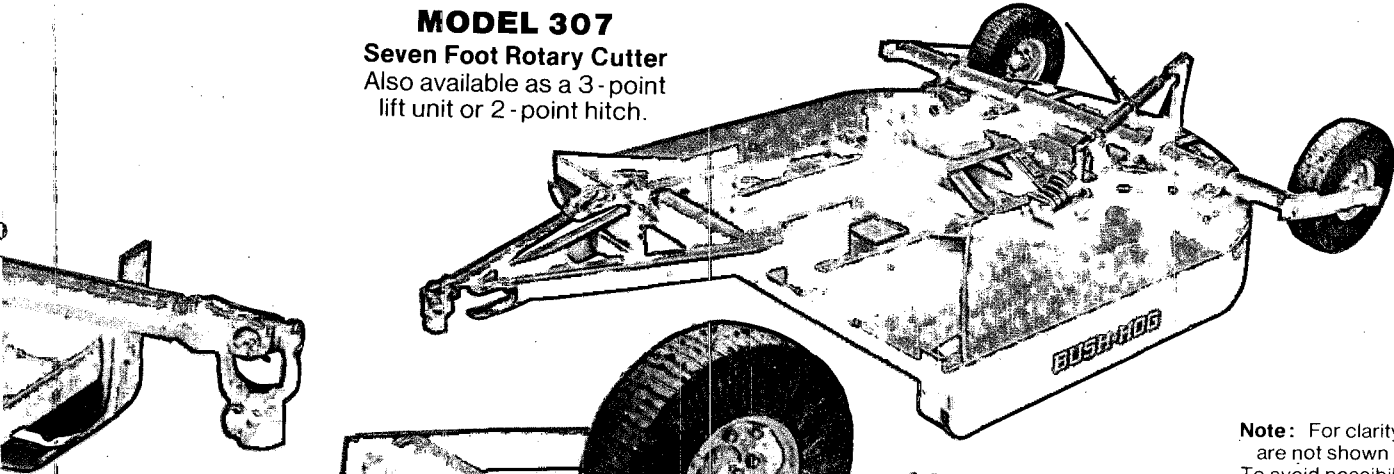
**WARNING:** Because of the possibility of injury from thrown objects, all rotary cutters are potentially dangerous. Any rotary cutter intended for use along roadways or other locations where people may be present must be purchased with safety chain shielding.



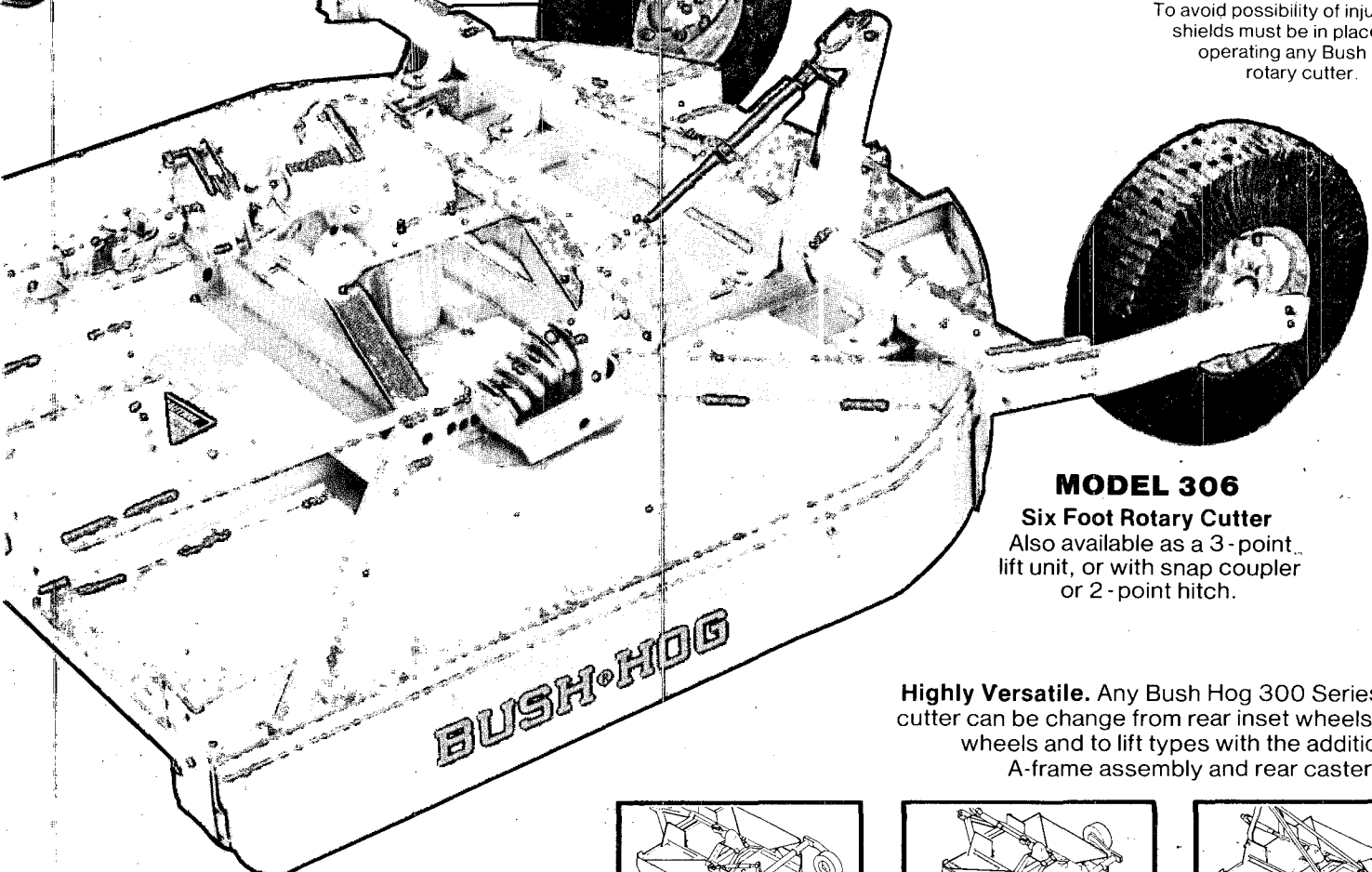
Hay cutting is another dimension that can be added to the capabilities of 300 Series rotary cutters. A unique windrow attachment is optional for all models (except 307-O).

### MODEL 307

Seven Foot Rotary Cutter  
Also available as a 3-point lift unit or 2-point hitch.



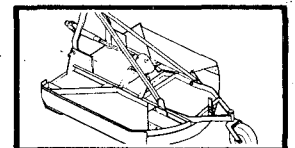
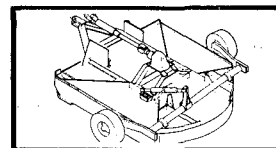
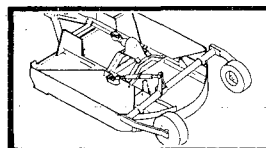
**Note:** For clarity, driveline shields are not shown in this brochure. To avoid possibility of injury, these shields must be in place when operating any Bush Hog rotary cutter.



### MODEL 306

Six Foot Rotary Cutter  
Also available as a 3-point lift unit, or with snap coupler or 2-point hitch.


**Highly Versatile.** Any Bush Hog 300 Series rotary cutter can be change from rear inset wheels to side wheels and to lift types with the addition of an A-frame assembly and rear caster wheel.



### Model 12/ Five Foot Rotary Cutter

The original Bush Hog rotary cutter ... and still one of the best. With units like the Model 12, Bush Hog earned its reputation for products with rugged construction and lasting dependability.

Available with three-point hitch, the Model 12 has one-piece, seven gauge steel deck construction, 1/4" steel side bands — to handle the toughest cutting jobs. A front guard is standard equipment. Slip clutch is optional.



### 307-O/Seven Foot Rotary Cutter

The Bush Hog Model 307-O is a rugged, offset rotary cutter especially adapted to orchard work. With the cutter extending three feet beyond the tractor center line (and an additional 10-inches with an optional offset tongue) the blades reach under low-hanging branches to do a thorough mulching job.

### SPECIFICATIONS/STANDARD EQUIPMENT

MODEL 12	MODEL 305	MODEL 306	MODEL 307	MODEL 307-O
5' Cutting Width	5' Cutting Width	6' Cutting Width	7' Cutting Width	7' Cutting Width
Hitch: 3-Point	Hitch: 3-Point 2-Point Pull Type Snap Coupler	Hitch: 3-Point 2-Point Pull Type Snap Coupler	Hitch: 3-Point 2-Point Pull Type	Hitch: Pull Type
Hay Band: No	Hay Band: Yes	Hay Band: Yes	Hay Band: Yes	Hay Band: No
1/4" x 6" Side Bands	1/4" x 6" Side Bands	1/4" x 6" Side Bands	1/4" x 7" Side Bands	1/4" x 7" Side Bands
Weight: 632 lbs.	Weight: 737 lbs.	Weight: 902 lbs.	Weight: 1410 lbs.	Weight: 1438 lbs.
Minimum HP: 25	Minimum HP: 30	Minimum HP: 40	Minimum HP: 50	Minimum HP: 50

Standard Equipment On All Models Includes: All Welded 7 Ga. Steel Deck Construction, Front Guards, 2" - 12" Cutting Height, Round or Straight Blade Holders.

Optional Equipment Includes: Safety Chains, Windrow Attachment, Jackstand — Depending Upon Model

Specifications Subject To Change Without Notice.




# BUSH HOG®



P.O. Box 1039 • Selma, Alabama 36701  
Telephone (205) 872-6261

ALLIED PRODUCTS CORPORATION



# BUSH HOG<sup>®</sup>


REAR  
MOUNTED

## Blades & Scrapers

5 to 10 ft. Rear Mounted Blades

4½ to 12 ft. Mounted and Pull Type Box Scrapers

**FOR A WIDE RANGE OF AGRICULTURAL AND  
LIGHT INDUSTRIAL APPLICATIONS**





# BUSH HOG® REAR BLADES

FIVE MODELS TO MATCH YOUR JOB, YOUR  
TRACTOR REQUIREMENTS.

**RM 150**

**Super Duty Blade**  
8-9-10 ft. widths.  
Rated to 150 max. hp

**RM 100**

**Heavy Duty Blade**  
7-8-9 ft. widths.  
Rated to 100 max. hp

**RM 75**

**Medium Duty Blade**  
7-8 ft. widths.  
Rated to 75 max. hp.

**RM 55**

**Regular Duty Blade**  
6-7-8 ft. widths.  
Rated to 55 max. hp.


**RM 30**

**Utility Blade**  
5-6 ft. widths.  
Rated to 30 max. hp.

This complete and versatile line of rugged Bush Hog implements is designed and built for outstanding performance and durability. Each blade is field proven for dozens of farm and industrial jobs:

- DITCHING
- ROAD BUILDING
- CLEARING FEED LOTS
- TERRACING
- LANDSCAPING
- DIGGING TRENCHES
- BACKFILLING
- DAM BUILDING
- SNOW REMOVAL
- FIREBREAKS
- PREPARING DIKES . . . .

Bush Hog Rear Mounted Blades make material handling jobs easy, with a selection of 14 sizes—one just right for your job and tractor requirements.



The RM-150 is the real king of the Bush Hog rear blade line...the complete answer to your heaviest grading and ditching requirements.

In 8, 9, or 10 foot widths, this rugged blade fits large horsepower tractors with Cat. II and III standard and quick hitch—rated up to 150 maximum hp.

Complete versatility of operation is provided by fast, simple adjustments...starting with a choice of hydraulic control of blade tilt and offset from the tractor seat, or simple manual adjustments.

Every inch of this blade is built for durability. Frame construction is all-welded, 5/16" steel plating. The 3/8" steel moldboard is reinforced with 3/8" formed, solid steel box bracing. The cutting edge is 1/2" x 6" high carbon steel, reversible for longer life and easily replaceable.

#### **BLADE ADJUSTMENTS:**

**Tilt** (Manual or Hydraulic)  
15 deg. up or down

**Offset** (Manual or Hydraulic)  
Up to 37" left or right

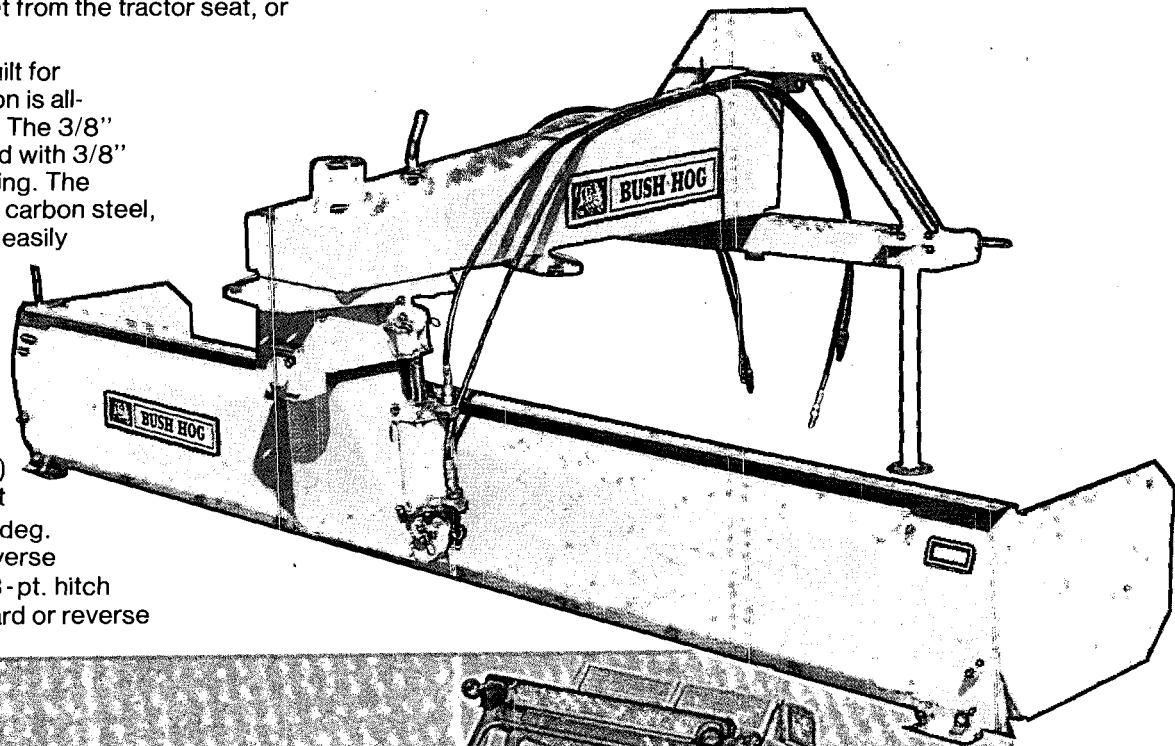
**Angle** (Manual) 15, 30, 45 deg.  
forward, 20 deg. reverse

**Pitch**—Adjust with tractor 3-pt. hitch

**Operating Position**—forward or reverse

# **BUSH HOG® RM 150**

## **SUPER HEAVY DUTY REAR MOUNTED BLADE**



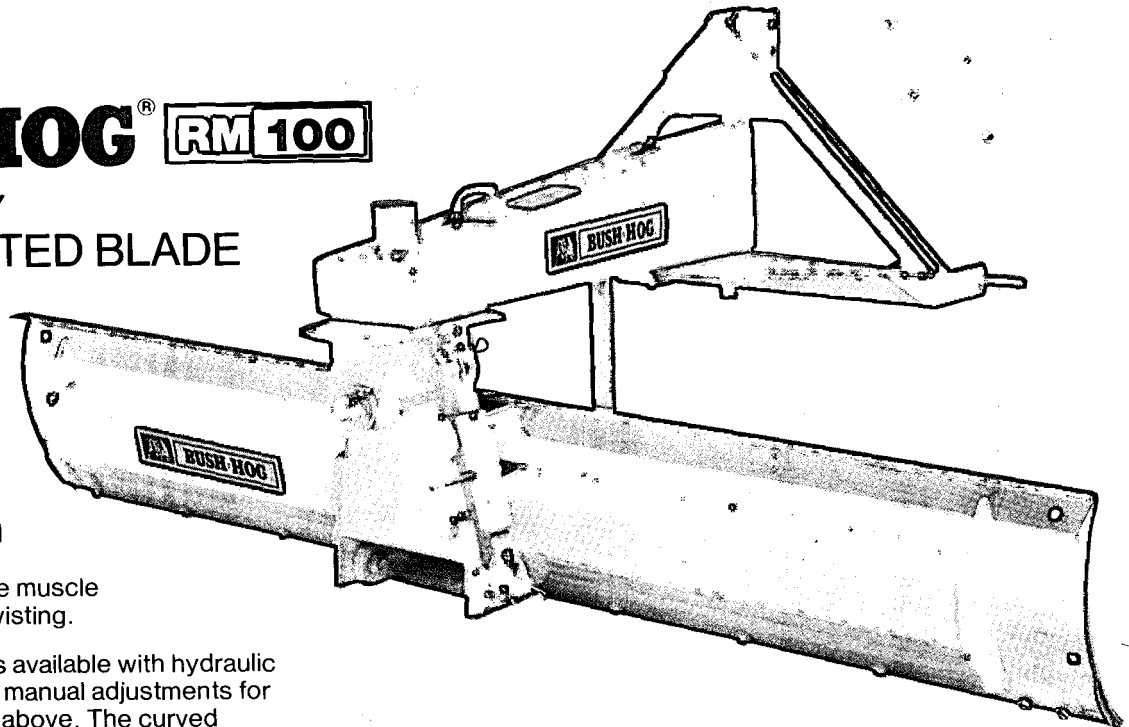
# BUSH HOG® RM 100

## HEAVY DUTY REAR MOUNTED BLADE

One of the strongest blades in its class, the Bush Hog RM-100 meets tough jobs head-on, with up to 118 lbs. per foot of operating width. The 3/8" steel moldboard is reinforced for durability, and the all-welded frame has the muscle to resist bending and twisting.

This heavy duty blade is available with hydraulic controls, or with simple manual adjustments for offset and tilt as shown above. The curved moldboard design allows material to roll along the blade rather than piling up. The cutting edge is reversible and replaceable.

The Bush Hog RM-100 rear blade is rated for a maximum tractor hp of 100, and is offered in 7, 8 and 9 foot widths.



### BLADE ADJUSTMENTS:


**Tilt** (Manual or Hydraulic) 15 deg. up or down

**Offset** (Hydraulic) Up to 30" to right  
(Manual) Up to 30" left or right

**Angle** (Manual) 15, 30, 45 deg. forward, 20 deg. reverse

**Pitch**— Adjust with tractor 3-pt. hitch or 10 deg. pin adjustment

**Operating Position**— forward or reverse





# BUSH HOG® RM75

## MEDIUM DUTY REAR MOUNTED BLADE

The Bush Hog RM-75 rear blade is available in 7, and 8 foot widths, rated for maximum tractor hp of 75. It mounts to a 3-pt. hitch, Cat. I and II standard and Cat. II quick hitch.

This medium duty blade offsets right or left up to 30" and tilts 15 degrees right or left. It can be reversed for backfilling, angled 15, 30, or 45 degrees to either side and 20 degrees in reverse position.

Perfect for general landscaping and road maintenance, the RM-75 is constructed with the same muscle as bigger blades. The channel steel reinforced moldboard has a 6" wide double beveled cutting edge that reverses for longer life.

### BLADE ADJUSTMENTS:


**Tilt** (Manual) 15 deg. up or down

**Offset** (Manual) Up to 30" left or right

**Angle** (Manual) 15, 30, 45 deg. forward, 20 deg. reverse

**Pitch** — Adjust with tractor 3-pt. hitch

**Operating Position** — forward or reverse



# BUSH HOG® RM55

## REGULAR DUTY REAR MOUNTED BLADE

The Bush Hog RM-55 is a 6, 7, or 8 foot rear blade that is ideal for clearing feed lots, light road maintenance, snow removal and a variety of light leveling and landscaping tasks. This blade is rated for maximum tractor hp of 55, and for a 3-point, Cat. I and II and Cat. II quick hitch.

The RM-55 has five simple adjustments for complete operating control, and is built for durability. The ½" x 6" cutting edge is reversible for extra life, and easily replaceable.

### BLADE ADJUSTMENTS:


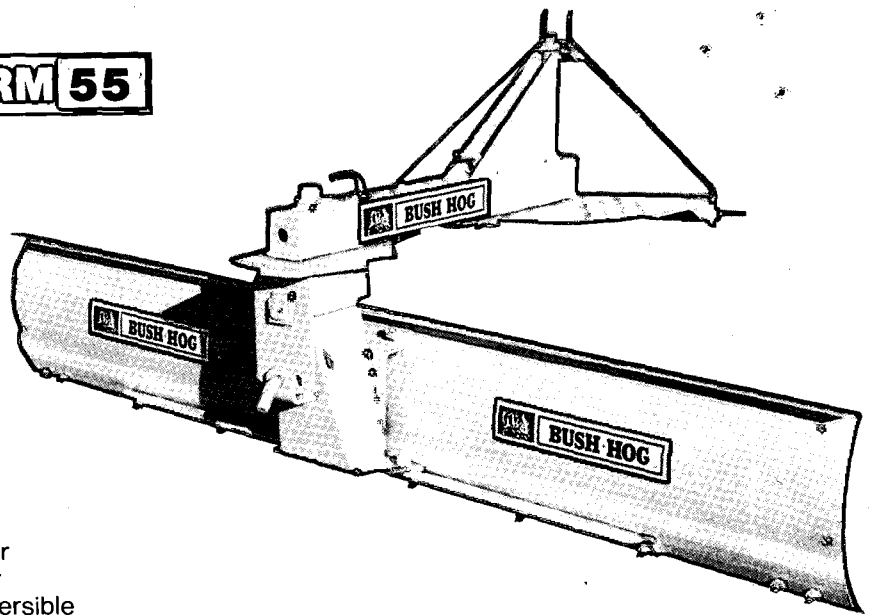
**Tilt** (Manual) 15 deg. up or down

**Offset** (Manual) Up to 23" left or right

**Angle** (Manual) 15, 30, 45 deg. forward, 20 deg. reverse

**Pitch** — Adjust with tractor 3-pt. hitch

**Operating Position** — forward or reverse





# BUSH HOG<sup>®</sup> RM 30

## UTILITY REAR MOUNTED BLADE

The Bush Hog RM-30 rear blade is an economical leveling and landscaping tool—built with the same construction and design features that provide the strength of bigger blades.

This utility blade reverses for backfill work, angles up to 45 degrees forward and 20 degrees reverse, offsets 12" and tilts up to 9 degrees left or right. The blade is available in 5 and 6 foot widths, and is designed for tractors up to 30 hp and with a Cat. I, 3-point hitch.

### BLADE ADJUSTMENTS:



Tilt (Manual) 9 deg. up or down

Offset (Manual) Up to 12" left or right


Angle (Manual) 15, 30, 45 deg. forward, 20 deg. reverse

Pitch — Adjust with tractor 3 pt. hitch


Operating Position — forward or reverse



# BUSH HOG® Rear Blade Specifications




	RM-150	RM-100	RM-75	RM-55	RM-30
<b>Maximum DB Tractor Horsepower</b>	150 hp (112kW)	100 hp (75kW)	75 hp (56kW)	55 hp (41kW)	30 hp (22kW)
<b>3-Pt. Hitch</b>	Cat. II & III Standard and Quick Hitch	Cat. II & III Standard and Quick Hitch	Cat. I & II Standard Cat. II Quick Hitch	Cat. I & II and	Category I
<b>Moldboard: Width</b>	8, 9, or 10 Ft. (244, 274, or 305cm)	7, 8, or 9 Ft. (213, 244, or 274cm)	7, or 8 Ft. (183, 213, or 244cm)	6, 7, or 8 Ft. (183, 213, or 244cm)	5 or 6 Ft. (152 or 183cm)
<b>Height</b>	18" (46cm)	18" (46cm)	16" (41cm)	16" (41cm)	13" (33cm)
<b>Cutting Edge Reversible, Replaceable, Hi-Carbon Steel</b>	½" x 6" (13 x 152mm)	½" x 6" (13 x 152mm)	½" x 6" (13 x 152mm)	½" x 6" (13 x 152mm)	½" x 6" (13 x 152mm)
<b>King Pin Dia.</b>	4" (102mm)	3" (76mm)	3" (76mm)	2" (51mm)	2" (51mm)
<b>Throat Clearance</b>	28" (71cm)	26" (66cm)	21 5/8" (55cm)	21 5/8" (55cm)	17" (43cm)
<b>Support Stand</b>	Standard	Standard	Standard	N/A	N/A
<b>Weights</b>	8'-1211 lbs. (549kg) 9'-1268 lbs. (575kg) 10'-1325 lbs. (601kg)	7'-829 lbs. (376kg) 8'-877 lbs. (398kg) 9'-925 lbs. (420kg)	7'-703 lbs. (319kg) 8'-740 lbs. (336kg)	6'-446 lbs. (202kg) 7'-473 lbs. (215kg) 8'-500 lbs. (227kg)	5'-288 lbs. (131kg) 6'-315 lbs. (143kg)
<b>Optional Equipment</b>	Skid Shoes, End Plates	Skid Shoes, End Plates, Gauge Wheel, Moldboard Extensions (6" Each Side) * <small>*Note: Moldboard Extensions not recommended on 9' models.</small>	Skid Shoes, End Plates, Moldboard Extensions (6" Each Side) * <small>*Note: Moldboard Extensions not recommended on 8' models.</small>	Skid Shoes, End Plates, Moldboard Extensions (6" Each Side) * <small>*Note: Moldboard Extensions not recommended on 8' models.</small>	Skid Shoes



**Moldboard Extensions**  
Adds 6 inches to each side.  
Not available for RM-150 and RM-30 models.

**Gauge Wheel**  
RM-100 models only.

## OPTIONS



**Skid Shoes**—  
for all models.  
**End Plates**—  
for all models  
except RM-30

Specifications subject to change without notice.

# **BUSH HOG<sup>®</sup>** **BOX SCRAPERS**

FOR LANDSCAPING, LEVELING, GRADING, ROAD BUILDING,  
SNOW REMOVAL, AND DOZENS OF MATERIAL  
HANDLING APPLICATIONS.



A complete selection of 3-point lift and trail-type models...  
one just right for your tractor, your job requirements.

## **The 3-Point Lift BX Series**

WIDTHS: 4½ to 8 feet  
TRACTOR HP RANGE: 15 to 70 hp  
BUCKET CAPACITY: 12 to 28 cu. feet  
SCARIFIERS: 5 to 9

## **The Pull Type SM Series**

WIDTHS: 8 to 12 feet  
TRACTOR HP RANGE: 50 to 120 hp  
BUCKET CAPACITY: 47 to 94 cu. ft.  
HITCH: Drawbar type tongue



# BUSH HOG® BX SERIES

## 3-POINT LIFT BOX SCRAPERS

These highly maneuverable scrapers do the work of several implements — grade, level, and drag in forward operation, backfill in reverse. The curved moldboard design allows material to roll within the box, helping to eliminate annoying pile ups and spillovers.

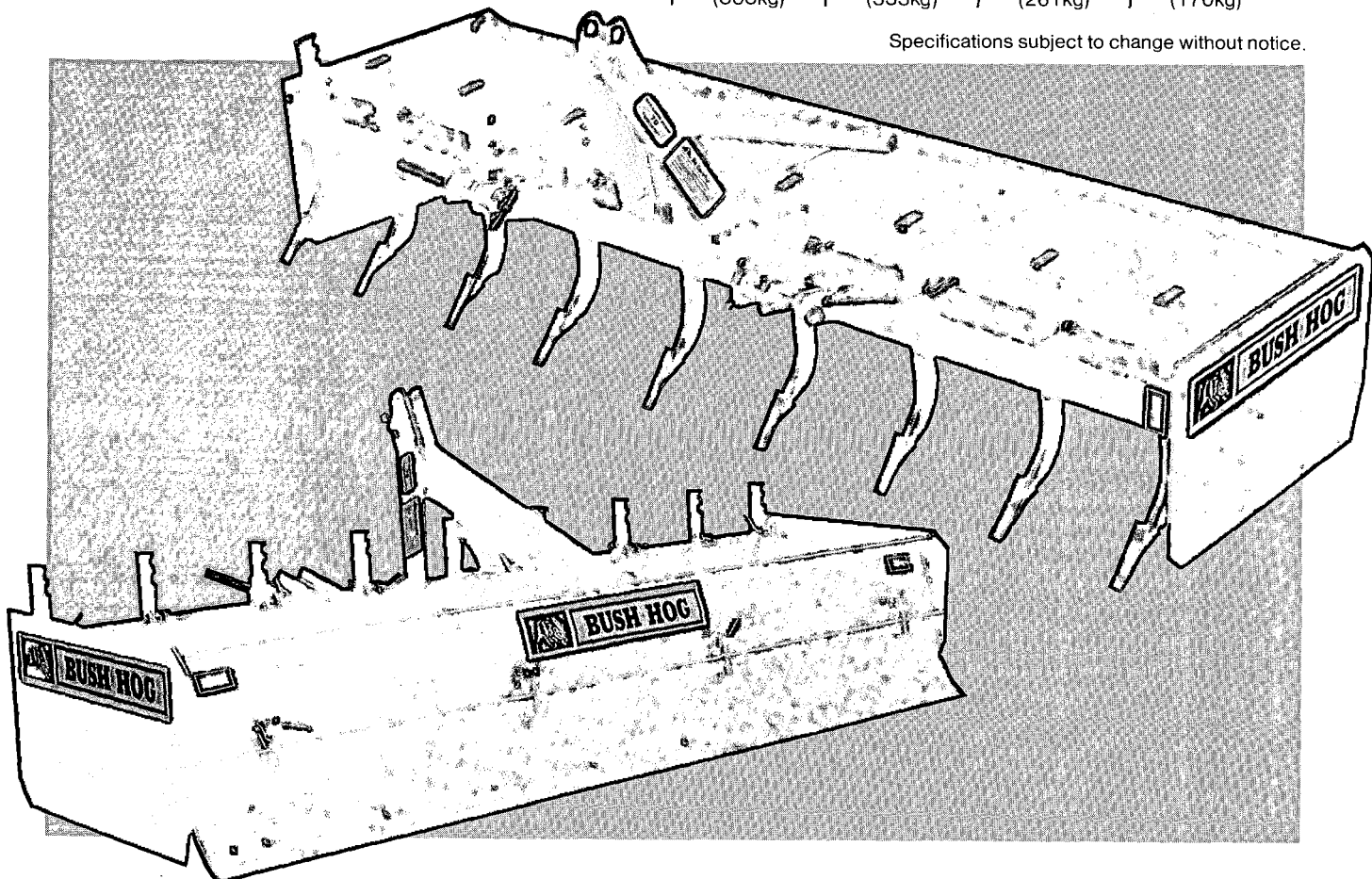
The notched scarifier shanks are held securely in place by locking pins, and easily adjust to barely “chip” the soil, or to penetrate to a 3” depth. Scarifier teeth are made from high alloy steel, and all wear tips are heat treated and replaceable.

Both the front blade, and the hinged rear blade are reversible for extra wear. Cutting edges are ½” thick, high-carbon steel, built for durability.

### SPECIFICATIONS

	<b>BX-3008</b>	<b>BX-3007</b>	<b>BX-3006</b>	<b>BX-3004</b>
<b>Width</b>	8' (244cm)	7' (213cm)	6' (183cm)	4½' (137cm)
<b>3-Pt. Hitch</b>	Cat. I, II & Cat. II Quick Hitch		Cat. I	Cat. I Cat. O (Optional)
<b>Rear Blades</b>	½" x 6" x 8' (13 x 152mm x 2.43m)	½" x 6" x 7' (13 x 152mm x 2.13m)	½" x 6" x 6' (13 x 152mm x 1.82m)	½" x 6" x 4½' (13 x 152mm x 1.37m)
<b>Bucket Capacity</b>	28 Cu. Ft. (.793cu.m)	25 Cu. Ft. (.708cu.m)	16 Cu. Ft. (.453cu.m)	12 Cu. Ft. (.339cu.m)
<b>No. Shanks</b>	8	7	6	5
<b>Horsepower Required</b>	50-70 hp (37-52kW)	40-60 hp (30-45kW)	20-45 hp (15-34kW)	15-25 hp (11-18kW)
<b>Weight</b>	800 lbs. (363kg)	735 lbs. (333kg)	575 lbs. (261kg)	375 lbs. (170kg)

Specifications subject to change without notice.





# BUSH HOG® SM SERIES

## PULL TYPE BOX SCRAPERS

### SPECIFICATIONS

	SM-12	SM-10	SM-8
<b>Width</b>	12' (3.66m)	10' (3.05m)	8' (2.44m)
<b>Capacity</b>	3½ yd. (2.68m <sup>3</sup> )	2½ yd. (1.91m <sup>3</sup> )	1¾ yd. (1.34m <sup>3</sup> )
<b>Horsepower Required:</b>	75-120 hp (56-90kW)	50-90 hp (37-67kW)	40-60 hp (30-45kW)
<b>Weight</b>	1490 lbs. (676kg)	1140 lbs. (517kg)	1000 lbs. (454kg)
<b>Suggested Weight for Weight Box</b>	900 to 1100 lbs. (408-498kg)	650 to 850 lbs. (295-386kg)	500 to 700 lbs. (227-381kg)

**Wheels:** Standard 15" (381mm) automotive rims — tires not supplied

**Weight Box:** Standard equipment

**Lift System:** Requires 3½" (89mm) bore — 8" (203mm) stroke hydraulic cylinder — not supplied

**Frame:** One-piece, all welded construction

**Hitch:** Drawbar-type tongue, bolted to frame


With the Bush Hog SM-Series Scrapers you get big material handling capability in a highly versatile implement. These rugged scrapers handle a wide range of grading, spreading and leveling jobs—such as road maintenance, snow removal, clearing feed lots and corrals, drainage improvement, and removing wash-outs and ditches.


Cutting, dragging and dumping operations are hydraulically controlled from the tractor seat, and these scrapers turn easily in either direction—loaded or unloaded. With proper weight, wheel spinning is reduced when penetrating tough soil.

The SM-Series Scrapers require no adjusting, have no zerks to grease, no castings to break.

Attachment to almost any tractor is simple, and the scrapers trail behind a towing vehicle up to 50 mph.

Specifications subject to change without notice.





**BUSH HOG<sup>®</sup>**

P. O. Box 1039  
Selma, Alabama 36701  
(205) 872-6261

 **ALLIED PRODUCTS CORPORATION**

BH-20



10/79



Massey Ferguson

# 20D

TRACTOR LOADER



# Maximum output, low cost loading

**Firm foundations, that's the basis of success. Now look over the MF20D Tractor Loader and see why it's built for success.**





It's designed to move more material at lower cost, year after year. The loader, with its 0.47m<sup>3</sup> (5/8 c.yd.) bucket will lift 1270kg (2,800lb) to full height, and the bucket can be fully inverted for front grading.

A single lever on the R.H. side controls all loader operations, and a combined filler cap/dipstick is mounted on the R.H. tower which, with the R.H. side frame, forms the hydraulic reservoir.

The rear 3 point linkage can take a counter-weight box or scrapers, rear blades, mowers and a wide range of attachments.

World-renowned engineering quality, plus in-built versatility combine to provide this economical and reliable tractor-loader for the 0.47m<sup>3</sup> (5/8 c.yd.) market.

1. Hard-nose gives full protection when loading into trucks or inching up to hoppers. Note the robust mounting points for the front-end loader.
2. A single lever gives control of all loader movements—raise, lower, bucket and float. A combined filler cap/dipstick makes easy work of checking and topping up the oil reservoir.
3. The manual shuttle control lever situated on the L.H. side gives fast cycle times. Note the easy, uncluttered access to the driving position.
4. Well protected power-assisted steering makes life easy for the operator.
5. An optional counter-weight box can be mounted on the Ferguson 3-point linkage.





# Specification

## ENGINE

Make	Perkins AD3.152 (premium spec.)
Type	Diesel
Injection	Direct
Cylinders	Three
Bore	91.44mm (3.6in)
Stroke	127mm (5.0in)
Capacity	2.50 liter (152.7in <sup>3</sup> )
Compression Ratio	18.5:1
Cooling	Liquid
Air Cleaner	Dry dual element with service warning light
Engine Horse Power	34kW (45 hp) SAE at 2250 rev/min 33kW (45 ps) DIN at 2250 rev/min 35kW (47 hp) BS at 2250 rev/min
Max Torque	16.8 daNm (123.9 lbf.f.) at 1300 rev/min
Max PTO Horsepower at rated engine speed	30.8kW (41.2 hp)
PTO Horsepower at 540 rev/min	27.6kW (37 hp)
SAE: J.270.	
DIN: 70020.	
BS: Au 141a: 1971.	

## TRANSMISSION

Clutch Dual

## Gearbox

8 Speed  
Road speeds 14.9 x 24—6PR Tires  
(R4) at 2250 rev/min

Gear	Range	km/h	mph
1	Low	2.61	1.62
2	Low	3.83	2.38
3	Low	7.03	4.37
4	Low	8.63	5.36
REV	Low	3.56	2.21
5	High	10.46	6.50
6	High	15.3	9.53
7	High	28.14	17.48
8	High	34.53	21.46
REV	High	14.25	8.85

## Gearbox

Manual  
Shuttle

Road Speeds 14.9 x 24 6PR Tires  
(R4) at 2250 rev/min

Gear	Range	Forward		Reverse	
		km/h	mph	km/h	mph
1	Low	3.45	2.14	3.13	1.94
2	Low	5.07	3.15	4.59	2.85
3	Low	9.29	5.77	8.42	5.23
4	High	13.83	8.59	12.53	7.78
5	High	20.28	12.60	18.37	11.42
6	High	37.19	23.11	33.69	20.93

Differential Lock—Standard

## ELECTRICAL SYSTEM

Voltage 12V  
Battery capacity 340CCA  
Maintenance Free  
Alternator Capacity 35A/hr

## HYDRAULIC SYSTEM

Functions Draft Control  
Position Control  
Response Control  
Constant Pumping

Max. Oil Flow 16.63 liter/min at  
176 bar (3.66 gall/min  
at 2550 psi)

Max Lift Capacity  
at Lower Link Ends  
(Horizontal) 1465 kgf (3232 lbf)

## POWER TAKE OFF

Live P.T.O.  
6 spline Shaft 35mm (1.375in) dia.  
Engine Speed at 540 P.T.O. rev/min  
1788 8 Speed Transmission  
1683 Manual Shuttle Transmission

## BRAKES

Type Mechanical drum  
operated  
independently or  
locked together  
355 x 50mm  
(13.97 x 1.97in)

Dimension

Hand-operated  
parking brake Standard

## STEERING

Power assisted 3 $\frac{2}{3}$  turns lock to lock

## TIRES

Front 7.50/8.00 x 16  
6PR LAB or  
11L x 15 8PR LAB

Rear 14.9 x 24 6PR (R3  
or R4) or  
16.9 x 24 6PR (R3  
or R4)

## WEIGHTS

With full fuel, oil and water, less ROPS

Front Axle	830kg	1831lb
Rear Axle	1190kg	2625lb
	<u>2020kg</u>	<u>4456lb</u>

## CAPACITIES

	Liter	Imp. Gal.	U.S. Gal.
Fuel Tank	48.00	10.56	12.72
Engine Oil & Filter	6.80	1.50	1.80
Cooling System	10.23	2.25	2.71
Transmission	32.50	7.15	8.61
Power Steering	0.48	0.10	0.12

## STANDARD EQUIPMENT (tractor)

Power Assisted Steering  
3 point hitch  
Maintenance Free Battery  
Dual element dry type air cleaner  
Anti-freeze (-36°C, -33°F)  
Vertical exhaust with spark arrester  
Dish safety fenders  
Lights—front and rear  
Foam float seat  
Gauges: Fuel  
Engine water temperature  
Tachometer/hourmeter.

Warning Lights:  
Engine oil pressure  
Air cleaner and Transmission  
filter blockage  
Headlamps  
Charging

Toolbox  
PTO guard (SAE std.)  
Horn

## STANDARD EQUIPMENT (loader)

- Single lever control for  
Raise/Lower/Bucket/Float
- Power beyond
- Dual Filtration (with 10 micron  
replaceable cartridge)
- 72 lit/min (19 gpm) hydraulic pump
- 0.47m<sup>3</sup> (5 $\frac{1}{2}$ yd<sup>3</sup>) bucket

## OPTIONAL EQUIPMENT

Cigar lighter  
Ether start kit  
2 Post ROPS with seat belt  
Canopy for 2 Post ROPS  
Weight box

## LOADER HYDRAULIC SYSTEM

Pump Type	Gear Type
Pump capacity (flow)	72 liter/min (19 US gall per min)
Hydraulic Pressure	170 bar (2500 p.s.i.)
Filtration	Full flow return
Loader control	Single lever

## LOADER OPERATING DATA

Max. lift capacity to  
full height with  
bucket 1270kg (2800lb)

Breakout force 2041kg (4500lb)

Standard bucket  
capacity 0.478m<sup>3</sup> (5 $\frac{1}{2}$ yd<sup>3</sup>)

Roll back angle 20°

Dump angle 40°

Dump clearance @  
40° 2597mm (102in)

Dump reach @ 40° 835mm (33in)

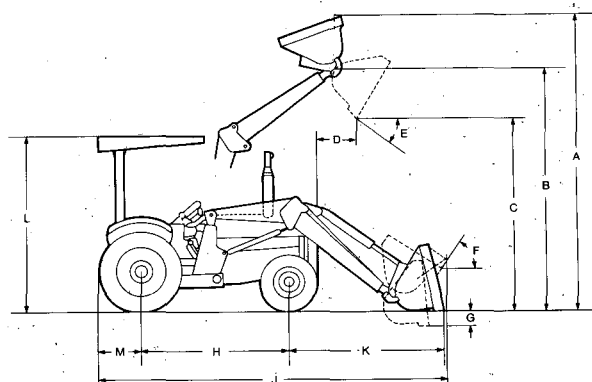
Digging depth 132mm (5.2in)

(SAE J732C standards where applicable)

## DIMENSIONS

	mm	in
A Height to bucket cutting edge	3887	153
B Max. hinge pin height	3150	124
C Dump clearance @ 40°	2597	102
D Dump reach @ 40°	835	33
E Dump angle	40°	
F Roll-back angle	20°	
G Digging depth	132	5
H Wheel base	1905	75
J Overall length (Transport)	4508	177
K Axle centre to bucket	1970	77.6
L Height over ROPS.	2340	92
— Overall width	2053	80.8
— Bucket width (0.47m <sup>3</sup> (5 $\frac{1}{2}$ yd <sup>3</sup> ))	2053	80.8
<b>Turning radius</b>		
Between walls	5050	198.8
Between curbs	3860	152

**Weight** with 2 post ROPS  
and canopy, manual shuttle,  
transmission, loader with  
0.47m<sup>3</sup> (5 $\frac{1}{2}$ yd<sup>3</sup>) Bucket 2800kg  
(6177lb)



**MF INDUSTRIAL**

Massey-Ferguson  
(World Export Operations) Limited  
Stareton, Near Kenilworth,  
Warwickshire, CV8 2LJ, England.

Massey-Ferguson Inc.,  
1901 Bell Avenue,  
Des Moines,  
IOWA 50315, U.S.A.

Massey-Ferguson Industries Limited,  
6880 Côte de Liesse,  
Montréal, Québec, H4T 1E4,  
Canada.

Specifications are subject to change without notice and may vary from country to country. Please check with your Distributor at the time of placing your order.

©Massey-Ferguson-Perkins Limited, 1983. All rights reserved. 2179/1183/5M



9:50 AM

BRUCE BUSHELL COUNTY CLERK

TYLER COUNTY TEXAS  
*Bruce Bushell*

CLERK

VOL 012 PAGE 958

TO:  
Tyler County Pet # 2

SEALED BID



2



12/01/86

TYLER COUNTY ADULT PROBATION  
MONTHLY WORKLOAD SUMMARY REPORT

PAGE 1

CHIEF OFFICER: KENNY SIMPSON  
P. O. BOX 967  
TYLER COUNTY COURTHOUSE  
WOODVILLE, TX 75979

TELE NO.: 409-283-5255

DATA ON LAST WORKING DAY OF NOVEMBER 1986	FELONY	MISDMR	TOTAL
A. ADULTS RECEIVING SUPERVISION	139	187	326
B. ADULTS RECEIVING DIRECT SUPERVISION	72	91	163
1. MAXIMUM SUPERVISION	1	1	2
2. MEDIUM SUPERVISION	41	47	88
3. MINIMUM SUPERVISION	30	43	73
C. ADULTS RECEIVING INDIRECT SUPERVISION	67	96	163
1. TEXAS INTRASTATE TRANSFERS	29	18	47
2. TEXAS INTERSTATE TRANSFERS	7	0	7
3. RESIDING AND/OR WORKING IN JURISDICTION	0	0	0
4. ABSCONDERS	6	54	60
5. OTHERS	25	24	49
D. ADULTS RECEIVING PRE-TRIAL RELEASE OR PRE-TRIAL DIVERSION SUPERVISION	0	0	0
E. ADULTS NOW ON SHOCK PROBATION	7	0	7
F. TRANSFERS INTO TEXAS	1	0	1

TRANSACTIONS DURING MONTH OF NOVEMBER 1986	FELONY	MISDMR	TOTAL
G. ADULTS ADDED TO CASELOAD	2	7	9
1. PLACED ON PROBATION BY LOCAL COURTS	1	4	5
2. ADULTS TRANSFERRED IN	1	3	4
3. OTHERS	0	0	0
H. ADULTS SUBTRACTED FROM CASELOAD	1	8	9
I. DISCHARGE OF SUCCESSFUL PROBATIONERS	0	5	5
1. EARLY TERMINATION/DISCHARGE	0	0	0
2. EXPIRATION OF PROBATION	0	5	5
J. DISCHARGE OF UNSUCCESSFUL PROBATIONERS	0	0	0
1. REVOKED AND INCARCERATED AT TDC	0	0	0
2. OTHER REVOCATIONS	0	0	0
3. OTHER NEGATIVE TERMINATIONS	0	0	0
4. REVOCATIONS - LEVEL OF SUPERVISION	0	0	0
A. MAXIMUM SUPERVISION	0	0	0
B. MEDIUM SUPERVISION	0	0	0
C. MINIMUM SUPERVISION	0	0	0
D. OTHERS	0	0	0
K. DISCHARGE BECAUSE OF PROBATIONER'S DEATH	0	0	0
L. ADMINISTRATIVE CLOSURES BY DEPARTMENT	1	3	4
1. RETURN OF COURTESY SUPERVISION	1	3	4
2. OTHER	0	0	0
M. WRITTEN PRE-SENTENCE INVESTIGATION	0	0	0

## CERTIFICATION:

CHIEF PROBATION OFFICER: \_\_\_\_\_

DATE: \_\_\_\_\_

DISTRICT JUDGE: \_\_\_\_\_

DATE: \_\_\_\_\_

1850



12/01/86

TYLER COUNTY ADULT PROBATION  
 JUDGE'S PROBATIONER ACTIVITY REPORT

PAGE 6

END OF NOVEMBER 1986

## PROBATIONER DISTRIBUTION BY OFFENSE

OFFENSE CODE	DESCRIPTION	# PROBATIONERS	PERCENT
0		326	100.0
900	CRIMINAL HOMICIDE	3	.9
999	ATTEMPTED MURDER	1	.3
1000	KIDNAPPING		
1100	SEXUAL ASSAULT	3	.9
1200	ROBBERY	1	.3
1300	ASSAULT	12	3.7
1400	ABORTION		
1601	UNLAWFUL USE OF CRIMINAL INSTRUMENT		
2000	ARSON		
2100	EXTORTION		
2200	BURGLARY	44	13.5
2300	THEFT	28	8.6
2400	VEHICLE THEFT	2	.6
2411	UNAUTHORIZED USE OF MOTOR VEHICLE	1	.3
2500	FORGERY	9	2.8
2600	FRAUD	2	.6
2605	CREDIT CARD ABUSE		
2606	WORTHLESS CHECK	3	.9
2700	EMBEZZLEMENT		
2800	STOLEN PROPERTY		
2900	CRIMINAL MISCHIEF - TERROSTIC THREATS	2	.6
3500	CONTROLLED SUBSTANCES - POSS/MARIJUANA	48	14.7
3600	SEX OFFENSES	1	.3
3700	OBSCENITY	3	.9
3800	OFFENSES AGAINST THE FAMILY	1	.3
3899	CIVIL PROBATION-NON-PAYMENT OF CHILD SUPPORT	1	.3
3900	GAMBLING		
4000	PROSTITUTION		
4100	LIQUOR VIOLATIONS	3	.9
4800	OBSTRUCTING THE POLICE - RESISTING ARREST	3	.9
4900	FLIGHT-ESCAPE - EVADING ARREST	1	.3
5000	OBSTRUCTING OFFICIAL PROCEEDING & PERJURY	6	1.8
5012	PROBATION VIOLATION		
5100	BRIBERY & CORRUPT INFLUENCE		
5200	WEAPONS OFFENSE	2	.6
5300	PUBLIC PEACE - HARRASSMENT	4	1.2
5400	TRAFFIC OFFENSE - RECKLESS CONDUCT	17	5.2
5403	DUID		
5404	DWI	123	37.7
5499	SALE OF ALCOHOLIC BEVERAGE	1	.3
5700	CRIMINAL TRESPASS	1	.3
7300	PUBLIC ORDER CRIMES		

TOTAL # PROBATIONERS: 326

250-310-100

12/01/86

TYLER COUNTY ADULT PROBATION  
JUDGE'S PROBATIONER ACTIVITY REPORT

PAGE 7

END OF NOVEMBER 1986

## AVERAGE PROBATION ASSESSMENT DISTRIBUTION

OFFENSE CODE	DESCRIPTION	AVERAGE PROBATION TERM	
		MISDEMEANOR (MONTHS)	FELONY (YEARS)
900	CRIMINAL HOMICIDE		10
999	ATTEMPTED MURDER		10
1100	SEXUAL ASSAULT		8
1200	ROBBERY		5
1300	ASSAULT	12	6
2200	BURGLARY		7
2300	THEFT	10	6
2400	VEHICLE THEFT		6
2411	UNAUTHORIZED USE OF MOTOR VEHICLE		7
2500	FORGERY		5
2600	FRAUD		7
2606	WORTHLESS CHECK	12	5
2900	CRIMINAL MISCHIEF - TERROSTIC THREATS	12	
3500	CONTROLLED SUBSTANCES - POSS/MARIJUANA	9	5
3600	SEX OFFENSES		10
3700	OBSCENITY		8
3800	OFFENSES AGAINST THE FAMILY		6
3899	CIVIL PROBATION-NON-PAYMENT OF CHILD SUPPORT	12	
4100	LIQUOR VIOLATIONS	16	
4800	OBSTRUCTING THE POLICE - RESISTING ARREST	12	6
4900	FLIGHT-ESCAPE - EVADING ARREST	6	
5000	OBSTRUCTING OFFICIAL PROCEEDING & PERJURY	12	6
5200	WEAPONS OFFENSE	9	
5300	PUBLIC PEACE - HARRASSMENT	9	
5400	TRAFFIC OFFENSE - RECKLESS CONDUCT	10	5
5404	DWI	15	4
5499	SALE OF ALCOHOLIC BEVERAGE	6	
5700	CRIMINAL TRESPASS	6	

NUMBER OF CASES PROBATED:	199	139
CUMMULATIVE PROBATION ASSESSED:	2,703	909

SEC on SIO IV

JUVENILE PROBATION REPORT DECEMBER 86

BEGINNING NUMBER OF JUVENILES 9

NEW CASES THIS MONTH 5

TERMINATIONS 4

TOTAL NUMBER OF JUVENILES 10

JUVENILE CONTACTS THIS MONTH

PERSON 18

FIELD 14

COURT 2  
34

COMMUNITY SERVICE REPORT

One worker who served Warren I.S.D. for a total of 120 hours.

RESPECTFULLY SUBMITTED,



KENNY M. SIMPSON  
PROBATION OFFICER

008 - S10



WANDA BRASHER

TYLER COUNTY, TEXAS

JUSTICE OF THE PEACE, PRECINCT NO. 1

MONTHLY REPORT RECAPITULATION  
MONTH OF NOVEMBER 19 86

CHARGES

Total Monthly Deposit	\$ 9608.38
Civil Fees	65.00
Other	9543.38

Total for General Fund \$ 6469.38

State Tax Fund	875.00
Fines-Railroad Commission	-0-
Fines-Parks & Wildlife	884.00
Other: JTF	167.00
LEOSE	178.00
CVC	510.00
ARREST FEES	525.00

Beginning Balance -0- Bank:

TOTAL CHARGES \$ 9608.38

DISBURSMENTS

Total Remitted to County Treasurer for Fines and Fees Earned for County Check No. 430 \$ 6469.38

Remitted to County Treasurer for Criminal Justice Planning Fund Check No. 424 875.00

Remitted to Railroad Commission Check No. -0- -0-

Remitted to Parks and Wildlife Comm. Check No. 423 884.00

Other: Outstanding Check No. \_\_\_\_\_

Void Check No. \_\_\_\_\_

JTF Check No. 425 167.00

LEOSE Check No. 426 178.00

CVC Check No. 427 510.00

ARREST FEES 428 & 429 525.00

Ending Balances, -0- Bank

TOTAL CREDITS


No. of Cases Disposed of 216  
No. of Inquests 5  
Criminal Cases Filed 268 to  
Civil Cases Filed 8 to  
Small Claims Cases Filed 0  
Criminal Justice Cases 18

*Wanda Brasher*  
Justice of the Peace  
Precinct No. 1  
Tyler County, Texas

LAND OFFICE  
WASHINGTON, D. C.

FOR

1910



1910

1910

1910

1910

1910

1910

1910

1910

1910

1910

1910

1910

1910

1910

1910

1910

1910

1910

1910

1910

1910

1910

1910

1910

1910

1910

1910

1910

1910

1910

1910

1910

1910

1910

1910

1910

1910

1910

1910

1910

1910

1910

1910

1910

1910

1910

1910

1910

1910

1910

1910

1910

1910

1910

1910

1910

1910

NOTICE OF TIME AND PLACE OF MEETING

COMMISSIONERS COURT  
TYLER COUNTY, TEXAS

THIS NOTICE POSTED IN ACCORDANCE WITH V. A. T. S. - ART. 6252-17

NOTICE is hereby given that Commissioners Court will hold it's  
Special meeting on FRIDAY, DECEMBER 12 1986 at 9:00 A. .M.  
in the Commissioners Courtroom, First Floor, Tyler County Courthouse.

A G E N D A

1. APPROVE PAYING BILLS FROM AUDITORS OFFICE.
2. CONSIDER AND APPROVE CONTRACT WITH H.B. NEILD ON JUSTICE CENTER.
3. CONSIDER JANUARY 1, 1987 FOR NEW YEARS HOLIDAY.
4. CONSIDER FOR APPROVAL THE 1987 TAX APPRAISAL BUDGET.
5. ACCEPT ONE BID ON NEW TRACTOR AND EQUIPMENT FOR PCT.II
6. APPROVE PROBATION OFFICES MONTHLY REPORT.
7. APPROVE J.P. #I MONTHLY REPORT.
8. APPOINT MEMBER TO TAX APPRAISAL REVIEW BOARD.

  
Allen Sturrock, County Judge  
Tyler County, Texas

*Time: 8:15 A*  
DEC 9 1986

GRACE BOSTICK, COUNTY CLERK  
TYLER COUNTY, TEXAS

BY: *Sandra Matkin*

SANDRA MATKIN

